



[Antihemophilic Factor (Recombinant)]

HIGHLIGHTS OF PRESCRIBING INFORMATION

These highlights do not include all the information needed to use ADVATE safely and effectively. See full prescribing information for ADVATE.

**ADVATE (Antihemophilic Factor [Recombinant])
Lyophilized Powder for Reconstitution for Intravenous Injection**
Initial U.S. Approval: 2003

RECENT MAJOR CHANGES

Dosage and Administration (2) 04/2014

INDICATIONS AND USAGE

ADVATE is a recombinant antihemophilic factor indicated for use in children and adults with hemophilia A for:

- Control and prevention of bleeding episodes.
- Perioperative management.
- Routine prophylaxis to prevent or reduce the frequency of bleeding episodes.

ADVATE is not indicated for the treatment of von Willebrand disease. (1)

DOSAGE AND ADMINISTRATION

For intravenous injection after reconstitution only (2)

- Each vial of ADVATE contains the labeled amount of recombinant factor VIII in International Units (IU). (2)
- The required dosage is determined using the following formulas:
Desired increment in factor VIII concentration (IU/dL or % of normal)=[Total dose (IU)/body weight (kg)] x 2 [IU/dL]/[IU/kg];
OR Required dose (IU) = body weight (kg) x desired factor VIII rise (IU/dL or % of normal) x 0.5 (IU/kg per IU/dL). (2)
- Frequency of ADVATE administration is determined by the type of bleeding episode and the recommendation of the treating physician. (2.1, 2.2)
- For prophylaxis regimen to prevent or reduce frequency of bleeding episodes, dose between 20 to 40 IU per kg every other day (3 to 4 times weekly). Alternatively, an every third day dosing regimen targeted to maintain FVIII trough levels \geq 1% may be employed. (2.3)

DOSAGE FORMS AND STRENGTHS

ADVATE is available as a lyophilized powder in single-use vials containing nominally 250, 500, 1000, 1500, 2000, 3000 or 4000 IU. (3)

CONTRAINDICATIONS

Do not use in patients who have life-threatening hypersensitivity reactions, including anaphylaxis, to mouse or hamster protein or other constituents of the product (mannitol, trehalose, sodium chloride, histidine, Tris, calcium chloride, polysorbate 80, and/or glutathione). (4)

WARNINGS and PRECAUTIONS

- Anaphylaxis and severe hypersensitivity reactions may occur. Patients may develop hypersensitivity to mouse or hamster protein, which is present in trace amounts in the product. Should symptoms occur, discontinue treatment with ADVATE and administer appropriate treatment. (5.1)
- Development of activity-neutralizing antibodies may occur. If expected plasma factor VIII activity levels are not attained, or if bleeding is not controlled with an appropriate dose, perform an assay that measures factor VIII inhibitor concentration. (5.2, 5.3)

ADVERSE REACTIONS

- Serious adverse drug reactions reported are hypersensitivity and factor VIII inhibitors. (6.1)
- The most common adverse drug reactions observed in \geq 10% of patients are pyrexia, headache, cough, nasopharyngitis, vomiting, arthralgia, and limb injury. (6.1)

To report SUSPECTED ADVERSE REACTIONS, contact Baxter Healthcare Corporation at 1-866-888-2472 or FDA at 1-800-FDA-1088 or www.fda.gov/medwatch

USE IN SPECIFIC POPULATIONS

- Pregnancy: No human or animal data. Use only if clearly needed. (8.1)
- Pediatric Use: Clearance (based on per kg body weight) is higher in the pediatric population. Higher or more frequent dosing may be needed. (8.4)

See 17 for PATIENT COUNSELING INFORMATION and FDA-approved patient labeling.

Revised: 04/2014

FULL PRESCRIBING INFORMATION: CONTENTS*

1	INDICATIONS AND USAGE	6	ADVERSE REACTIONS	12	CLINICAL PHARMACOLOGY	15	REFERENCES
2	DOSAGE AND ADMINISTRATION	6.1	Clinical Trial Experience	12.1	Mechanism of Action	16	HOW SUPPLIED/STORAGE AND HANDLING
2.1	Dosing Guidelines	6.2	Post Marketing Experience	12.2	Pharmacodynamics	17	PATIENT COUNSELING INFORMATION and FDA- Approved Patient Labeling
2.2	Preparation and Reconstitution	8	USE IN SPECIFIC POPULATIONS	12.3	Pharmacokinetics		
2.3	Administration	8.1	Pregnancy	13	NONCLINICAL TOXICOLOGY		
3	DOSAGE FORMS AND STRENGTHS	8.3	Nursing Mothers	13.1	Carcinogenesis, Mutagenesis, Impairment of Fertility		
4	CONTRAINDICATIONS	8.4	Pediatric Use	13.2	Animal Toxicology and/or Pharmacology		
5	WARNINGS AND PRECAUTIONS	8.5	Geriatric Use	14	CLINICAL STUDIES		
5.1	Hypersensitivity Reactions	11	DESCRIPTION				
5.2	Neutralizing Antibodies						
5.3	Monitoring Laboratory Tests						

* Sections or subsections omitted from the full prescribing information are not listed

FULL PRESCRIBING INFORMATION

ADVATE [Antihemophilic Factor (Recombinant)]

1. INDICATIONS AND USAGE

ADVATE (Antihemophilic Factor [Recombinant]) is a recombinant antihemophilic factor indicated for use in children and adults with hemophilia A (congenital factor VIII deficiency or classic hemophilia) for:

- Control and prevention of bleeding episodes.
- Perioperative management.
- Routine prophylaxis to prevent or reduce the frequency of bleeding episodes.

ADVATE is not indicated for the treatment of von Willebrand disease.

2. DOSAGE AND ADMINISTRATION

For intravenous injection after reconstitution only.

2.1 Dosing Guidelines

- Dosage and duration of treatment depend on the severity of factor VIII deficiency, the location and extent of the bleeding, and the patient's clinical condition. Careful control of replacement therapy is especially important in cases of major surgery or life-threatening bleeding episodes.

Each vial of ADVATE has the recombinant factor VIII potency in International Units (IU) stated on the label on the external housing. The expected *in vivo* peak increase in factor VIII level expressed as IU/dL of plasma or percent of normal can be estimated using the following formulas:

$$\text{IU/dL (or \% of normal)} = \frac{[\text{total dose (IU)} / \text{body weight (kg)}] \times 2 \text{ [IU/dL]} / [\text{IU/kg}]}{\text{OR}}$$

$$\text{Required dose (International Units)} = \text{body weight (kg)} \times \text{desired factor VIII rise (IU/dL or \% of normal)} \times 0.5 \text{ (IU/kg per IU/dL)}$$

Examples (assuming patient's baseline factor VIII level is < 1% of normal):

1. A dose of 1750 IU ADVATE administered to a 70 kg patient should be expected to result in a peak post-infusion factor VIII increase of $1750 \text{ IU} \times \{[2 \text{ IU/dL}] / [\text{IU/kg}]\} / [70 \text{ kg}] = 50 \text{ IU/dL}$ (50% of normal).
 2. A peak level of 70% is required in a 40 kg child. In this situation, the appropriate dose would be $40 \text{ kg} \times 70 \text{ IU/dL} / \{[2 \text{ IU/dL}] / [\text{IU/kg}]\} = 1400 \text{ IU}$.
- Base the dose and frequency on the individual clinical response. Patients may vary in their pharmacokinetic (e.g., half-life, *in vivo* recovery) and clinical responses to ADVATE. Although you can estimate the dose by the calculations above, whenever possible, perform appropriate laboratory tests including serial factor VIII activity assays. [see *Warnings and Precautions* (5.4) and *Clinical Pharmacology* (12.3)]

Control and Prevention of Bleeding Episodes

A guide for dosing ADVATE for the control and prevention of bleeding episodes is provided in Table 1. The goal of treatment is to maintain a plasma factor VIII activity level at or above the plasma levels (in % of normal or in IU/dL) outlined in Table 1.

Table 1
Dosing for Control and Prevention of Bleeding Episodes

Type of Bleeding Episodes	Factor VIII Level Required (% of normal or IU/dL)	Dose ^a (IU/kg)	Frequency of Doses (hours)	Duration of Therapy (days)
Minor Early hemarthrosis, mild muscle bleeding, or mild oral bleeding episode.	20-40	10-20	Every 12-24 hours (Every 8 to 24 hours for patients under the age of 6)	Until the bleeding episode is resolved (as indicated by relief of pain) or healing is achieved (approximately 1 to 3 days).
Moderate Muscle bleeding, bleeding into the oral cavity, definite hemarthroses, and known trauma.	30-60	15-30	Every 12-24 hours (Every 8 to 24 hours for patients under the age of 6)	Until the bleeding episode is resolved (as indicated by relief of pain) or healing is achieved (approximately 3 days or more).
Major Significant gastrointestinal bleeding, intracranial, intra-abdominal or intrathoracic bleeding, central nervous system bleeding, bleeding in the retropharyngeal or retroperitoneal spaces or iliopectus sheath, fractures, head trauma.	60-100	30-50	Every 8-24 hours (Every 6 to 12 hours for patients under the age of 6)	Until resolution of the bleeding episode has occurred.

^a Dose (IU/kg) = Desired factor VIII rise (IU/dL or % of normal) x 0.5 (IU/kg per IU/dL)

Perioperative Management

A guide for dosing ADVATE during surgery (perioperative management) is provided in Table 2. The goal of treatment is to maintain a plasma factor VIII activity level at or above the plasma level (in % of normal or in IU/dL) outlined in Table 2.

Table 2
Dosing for Perioperative Management

Type of Surgery	Factor VIII Level Required (% of normal or IU/dL)	Dose ^a (IU/kg)	Frequency of Doses (hours)	Duration of Therapy (days)
Minor Including tooth extraction	60-100	30-50	Single dose within one hour of the operation. Repeat after 12-24 hours for optional additional dosing as needed to control bleeding	Single dose or repeat as needed to control bleeding. For dental procedures, adjunctive therapy may be considered.
Major Intracranial, intra-abdominal, or intrathoracic surgery, joint replacement surgery	80-120 (pre- and post-operative)	40-60	One dose preoperative to achieve 100% activity. Every 8-24 hours (Every 6 to 24 hours for patients under the age of 6)	Depend on the desired level of factor VIII and state of wound healing.

^a Dose (IU/kg) = Desired factor VIII rise (IU/dL or % of normal) x 0.5 (IU/kg per IU/dL)

Routine Prophylaxis

- Use dose of 20 to 40 International Units of factor VIII per kg body weight every other day (3 to 4 times weekly).
- Alternatively, use every third day dosing regimen targeted to maintain FVIII trough levels $\geq 1\%$.
- Adjust dose based on the patient's clinical response.^{1,2}

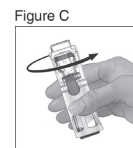
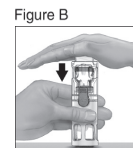
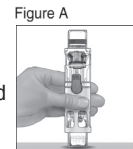
2.2 Preparation and Reconstitution

Preparation

- Do not remove ADVATE or diluent vials from the external housing.
- Always work on a clean surface and wash your hands before performing the procedures.
- Examine the packaging containing ADVATE to ensure no damage or peeling of the lid is evident. Do not use if the lid is not completely sealed on the blister. Do not remove ADVATE or diluent vials from the external housing.

Reconstitution

1. Allow the ADVATE package to reach room temperature.
2. Open the package by peeling away the lid. Remove ADVATE from the package and verify that the expiration date on the label has not passed and the potency unit number is same as expected. Inspect parenteral drug products for discoloration and particulate matter. The ADVATE powder should be white to off-white in color and the diluent free from foreign particles. Do not use if the criteria are not met.
3. Place the ADVATE on a flat surface with the diluent vial on top (Figure A). The diluent vial has a blue stripe. Do not remove the blue cap until instructed in a later step.
4. With one hand holding the ADVATE housing, press down firmly on the diluent vial with the other hand until the system is fully collapsed and the diluent flows down into the ADVATE vial (Figure B). Do not tilt the system until the transfer is complete.
5. Verify that diluent transfer is complete. Swirl gently until the powder is completely dissolved (Figure C). Do not shake. Do not refrigerate after reconstitution.



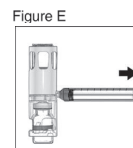
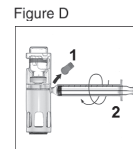
2.3 Administration

For intravenous injection only.

- Inspect parenteral drug products for particulate matter and discoloration prior to administration. The solution should be clear and colorless in appearance. If not, do not use the solution and notify Baxter immediately.
- Administer ADVATE at room temperature within 3 hours of reconstitution.
- Use plastic syringes with this product because proteins in the product tend to stick to the surface of glass syringes.

Administration Procedures

1. Use aseptic technique.
2. Remove the blue cap from the housing. Connect the syringe to the system (Figure D). Do not inject air into the ADVATE.
3. Turn the system upside down (factor concentrate vial now on top). Draw the factor concentrate into the syringe by pulling the plunger back slowly (Figure E).
4. Disconnect the syringe, attach a suitable needle, and inject intravenously as instructed. If a patient is to receive more than one ADVATE-BAXJECT III system or a combination of an ADVATE-BAXJECT II and an ADVATE-BAXJECT III system, the contents may be drawn into the same syringe.
5. Administer ADVATE over a period of ≤ 5 minutes (maximum infusion rate 10 mL/min). Determine the pulse rate before and during administration of ADVATE. Should a significant increase in pulse rate occur, reducing the rate of administration or temporarily halting the injection usually allows the symptoms to disappear promptly.



3. DOSAGE FORMS AND STRENGTHS

ADVATE is available as a lyophilized powder in single-use vials containing nominally 250, 500, 1000, 1500, 2000, 3000, or 4000 IU. The 250-1500 IU strengths come with 2 mL Sterile Water for Injection (SWFI); the 2000-4000 IU strengths come with 5 mL of SWFI.

Each ADVATE is labeled on the housing with the recombinant antihemophilic factor (rAHF) activity expressed in International Units per system. This potency assignment employs a factor VIII concentrate standard that is referenced to a WHO (World Health Organization) international standard for factor VIII concentrates and is evaluated by appropriate methodology to ensure accuracy of the results.

4. CONTRAINDICATIONS

ADVATE is contraindicated in patients who have life-threatening hypersensitivity reactions, including anaphylaxis, to mouse or hamster protein or other constituents of the product (mannitol, trehalose, sodium chloride, histidine, Tris, calcium chloride, polysorbate 80, and/or glutathione).

5. WARNINGS AND PRECAUTIONS

5.1 Hypersensitivity Reactions

Allergic-type hypersensitivity reactions, including anaphylaxis, have been reported with ADVATE. Symptoms include dizziness, paresthesia, rash, flushing, facial swelling, urticaria, dyspnea, and pruritus.

ADVATE contains trace amounts of mouse immunoglobulin G (MulgG) ≤ 0.1 ng/IU ADVATE, and hamster proteins ≤ 1.5 ng/IU ADVATE. Patients treated with this product may develop hypersensitivity to these non-human mammalian proteins.

Discontinue ADVATE if hypersensitivity symptoms occur and administer appropriate emergency treatment.

5.2 Neutralizing Antibodies

Neutralizing antibodies (inhibitors) have been reported following administration of ADVATE predominantly in previously untreated patients (PUPs) and previously minimally treated patients (MTPs). Monitor all patients for the development of factor VIII inhibitors by appropriate clinical observation and laboratory testing. If expected plasma factor VIII activity levels are not attained, or if bleeding is not controlled with an expected dose, perform an assay that measures factor VIII inhibitor concentration. [see *Warnings and Precautions* (5.3)]

5.3 Monitoring Laboratory Tests

- Monitor plasma factor VIII activity levels by the one-stage clotting assay to confirm the adequate factor VIII levels have been achieved and maintained when clinically indicated. [see *Dosage and Administration* (2.1)]
- Perform the Bethesda assay to determine if factor VIII inhibitor is present. If expected factor VIII activity plasma levels are not attained, or if bleeding is not controlled with the expected dose of ADVATE, use Bethesda Units (BU) to titer inhibitors.
 - If the inhibitor titer is less than 10 BU per mL, the administration of additional antihemophilic factor concentrate may neutralize the inhibitor and may permit an appropriate hemostatic response.
 - If the inhibitor titer is above 10 BU per mL, adequate hemostasis may not be achieved. The inhibitor titer may rise following ADVATE infusion as a result of an anamnestic response to factor VIII. The treatment or prevention of bleeding in such patients requires the use of alternative therapeutic approaches and agents.

6. ADVERSE REACTIONS

The serious adverse reactions seen with ADVATE are hypersensitivity reactions and the development of high-titer inhibitors necessitating alternative treatments to factor VIII.

The most common adverse reactions observed in clinical trials (frequency $\geq 10\%$ of subjects) were pyrexia, headache, cough, nasopharyngitis, vomiting, arthralgia, and limb injury.

6.1 Clinical Trial Experience

Because clinical trials are conducted under widely varying conditions, adverse reaction rates observed in the clinical trials of a drug cannot be directly compared to rates in clinical trials of another drug and may not reflect the rates observed in clinical practice.

ADVATE has been evaluated in five completed clinical trials in previously treated patients (PTPs) and one ongoing trial in previously untreated patients (PUPs) with severe to moderately severe hemophilia A (factor VIII $\leq 2\%$ of normal). A total of 234 subjects have been treated with ADVATE as of March 2006. Total exposure to ADVATE was 44,926 infusions. The median duration of participation per subject was 370.5 (range: 1 to 1,256) days and the median number of exposure days to ADVATE per subject was 128 (range: 1 to 598).³

The summary of adverse reactions with a frequency $\geq 5\%$ (defined as adverse events occurring within 24 hours of infusion or any adverse event causally related occurring within the trial period) is shown in Table 3.

No subject was withdrawn from a clinical trial due to an adverse reaction. There were no deaths in any of the clinical trials.

Table 3
Summary of Adverse Reactions^a with a Frequency $\geq 5\%$
(N = 234 Treated Subjects^b)

MedDRA ^c System Organ Class	MedDRA Preferred Term	Number of ADRs	Number of Subjects	Percent of Subjects
General disorders and administration site conditions	Pyrexia	78	50	21
Nervous system disorders	Headache	104	49	21
Respiratory, thoracic, and mediastinal disorders	Cough	75	44	19
Infections and infestations	Nasopharyngitis	61	40	17
Gastrointestinal disorders	Vomiting	35	27	12
Musculoskeletal and connective tissue disorders	Arthralgia	44	27	12
Injury, poisoning, and procedural complications	Limb injury	55	24	10
Infections and infestations	Upper respiratory tract infection	24	20	9
Respiratory, thoracic, and mediastinal disorders	Pharyngolaryngeal pain	23	20	9
Respiratory, thoracic, and mediastinal disorders	Nasal congestion	24	19	8
Gastrointestinal disorders	Diarrhea	24	18	8
Gastrointestinal disorders	Nausea	21	17	8
General disorders and administration site conditions	Pain	19	17	8
Skin and subcutaneous tissue disorders	Rash	16	13	6
Infections and infestations	Ear infection	16	12	5
Injury, poisoning, and procedural complications	Procedural pain	16	12	5
Respiratory, thoracic, and mediastinal disorders	Rhinorrhea	15	12	5

^a Adverse reactions are defined as all adverse events that occurred (a) within 24 hours after being infused with investigational product, or (b) all adverse events assessed related or possibly related to investigational product, or (c) adverse events for which the investigator's or sponsor's opinion of causality was missing or indeterminate.

^b The ADVATE clinical program included 234 treated subjects from 5 completed studies in PTPs and 1 ongoing trial in PUPs as of 27 March 2006.

^c MedDRA version 8.1 was used.

Immunogenicity

The development of factor VIII inhibitors with the use of ADVATE was evaluated in clinical trials with pediatric PTPs (< 6 years of age with > 50 factor VIII exposures) and PTPs (≥ 10 years of age with > 150 factor VIII exposures). Of 198 subjects who were treated for at least 10 exposure days or on study for a minimum of 120 days, 1 adult developed a low-titer inhibitor (2 BU in the Bethesda assay) after 26 exposure days. Eight weeks later, the inhibitor was no longer detectable, and *in vivo* recovery was normal at 1 and 3 hours after infusion of another marketed recombinant factor VIII concentrate. This single event results in a factor VIII inhibitor frequency in PTPs of 0.51% (95% CI of 0.03 and 2.91% for the risk of any factor VIII inhibitor development).^{3,4} No factor VIII inhibitors were detected in the 53 treated pediatric PTPs.

In clinical trials that enrolled previously untreated subjects (defined as having had up to 3 exposures to a factor VIII product at the time of enrollment), 5 (20%) of 25 subjects who received ADVATE developed inhibitors to factor VIII.³ Four subjects developed high titer (> 5 BU) and one patient developed low-titer inhibitors. Inhibitors were detected at a median of 11 exposure days (range 7 to 13 exposure days) to investigational product.

Immunogenicity also was evaluated by measuring the development of antibodies to heterologous proteins. 182 treated subjects were assessed for anti-Chinese hamster ovary (CHO) cell protein antibodies. Of these subjects, 3 showed an upward trend in antibody titer over time and 4 showed repeated but transient elevations of antibodies. 182 treated subjects were assessed for mulgG protein antibodies. Of these, 10 showed an upward trend in anti-mulgG antibody titer over time and 2 showed repeated but transient elevations of antibodies. Four subjects who demonstrated antibody elevations reported isolated events of urticaria, pruritus, rash, and slightly elevated eosinophil counts. All of these subjects had numerous repeat exposures to the study product without recurrence of the events and a causal relationship between the antibody findings and these clinical events has not been established.

Of the 181 subjects who were treated and assessed for the presence of anti-human von Willebrand Factor (VWF) antibodies, none displayed laboratory evidence indicative of a positive serologic response.

The detection of antibody formation is highly dependent on the sensitivity and specificity of the assay. Additionally, the observed incidence of antibody (including neutralizing antibody) positivity in an assay may be influenced by several factors including assay methodology, sample handling, timing of sample collection, concomitant medications, and underlying disease. For these reasons, comparison of the incidence of antibodies to ADVATE with the incidence of antibodies to other products may be misleading.

6.2 Post-Marketing Experience

The following adverse reactions have been identified during post-approval use of ADVATE. Because these reactions are reported voluntarily from a population of uncertain size, it is not always possible to reliably estimate their frequency or establish a causal relationship to drug exposure.

Among patients treated with ADVATE, cases of serious allergic/hypersensitivity reactions including anaphylaxis have been reported and factor VIII inhibitor formation (observed predominantly in PUPs). Table 4 represents the most frequently reported post-marketing adverse reactions as MedDRA Preferred Terms.

Table 4
Post-Marketing Experience

Organ System [MedDRA Primary SOC]	Preferred Term
Immune system disorders	Anaphylactic reaction ^a Hypersensitivity ^a
Blood and lymphatic system disorders	Factor VIII inhibition
General disorders and administration site conditions	Injection site reaction Chills Fatigue/Malaise Chest discomfort/pain Less-than-expected therapeutic effect

^aThese reactions have been manifested by dizziness, paresthesias, rash, flushing, face swelling, urticaria, and/or pruritus.

8. USE IN SPECIFIC POPULATIONS

8.1 Pregnancy

Pregnancy Category C. Animal reproduction studies have not been conducted with ADVATE. It is not known whether ADVATE can cause fetal harm when administered to a pregnant woman or whether it can affect reproductive capacity. ADVATE should be given to a pregnant woman only if clearly needed.

8.3 Nursing Mothers

It is not known whether this drug is excreted in human milk. Because many drugs are excreted in human milk, caution should be exercised when ADVATE is administered to a nursing woman.

8.4 Pediatric Use

In comparison to adults, children present with higher factor VIII clearance (based on per kg body weight) values and thus lower half-life and recovery of factor VIII. [see *Clinical Pharmacology* (12.3)] This may be explained by differences in body composition and should be taken into account when dosing or following factor VIII levels in the pediatric population.⁵ Because clearance (based on per kg body weight) has been demonstrated to be higher in the pediatric population, larger or more frequent dosing based on per kg body weight may be needed in this population. [see *Clinical Pharmacology* (12.3)] In the ADVATE routine prophylaxis clinical trial, 3 children aged 7 to <12 and 4 adolescents aged 12 to < 16 were included in the per-protocol analysis. The reductions in annualized bleeding rate per subject per year during any prophylaxis regimen as compared to during on-demand therapy were similar among children, adolescents, and adults. [see *Clinical Studies* (14)]

8.5 Geriatric Use

Clinical trials of ADVATE did not include sufficient numbers of subjects aged 65 and over to determine whether they respond differently compared to younger subjects. Individualize dose selection for geriatric patients.

11. DESCRIPTION

ADVATE [Antihemophilic Factor (Recombinant)] is a purified glycoprotein consisting of 2,332 amino acids that is synthesized by a genetically engineered Chinese hamster ovary (CHO) cell line and the product does not contain plasma or albumin. The CHO cell line employed in the production of ADVATE is derived from that used in the biosynthesis of RECOMBINATE [Antihemophilic Factor (Recombinant)]. ADVATE has been shown to be comparable to RECOMBINATE with respect to its biochemical and physicochemical properties, as well as its non-clinical *in vivo* pharmacology.

In culture, the CHO cell line expresses the recombinant antihemophilic factor (rAHF) into the cell culture medium. The rAHF is purified from the culture medium using a series of chromatography columns. The purification process includes an immunoaffinity chromatography step in which a monoclonal antibody directed against factor VIII is employed to selectively isolate the rAHF from the medium. The cell culture and purification processes used in the manufacture of ADVATE employ no additives of human or animal origin. The production process includes a dedicated, viral inactivation solvent-detergent treatment step. The rAHF synthesized by the CHO cells has the same biological effects on clotting as human antihemophilic factor (hAHF). Structurally the recombinant protein has a similar combination of heterogeneous heavy and light chains as found in hAHF (Human).

ADVATE is formulated as a sterile, non-pyrogenic, white to off-white powder for intravenous injection. ADVATE in a single-use vial contains nominally 250, 500, 1000, 1500, 2000, 3000, or 4000 International Units (IU). The product contains the following stabilizers and excipients: mannitol, trehalose, sodium chloride, histidine, Tris, calcium chloride, polysorbate 80, and glutathione. Von Willebrand factor (VWF) is co-expressed with factor VIII and helps to stabilize it in culture. The final product contains no more than 2 ng VWF/IU rAHF, which will not have any clinically relevant effect in patients with von Willebrand disease.

The product contains no preservative. When reconstituted with the provided Sterile Water for Injection, USP, the final solution contains the following stabilizers and excipients in targeted amounts:

Table 5
Approximate Concentration of Stabilizer and Excipient after Reconstitution

Stabilizer and Excipient	2 mL Reconstitution (for 250, 500, 1000, 1500 IU) Target	5 mL Reconstitution (for 2000, 3000, 4000 IU) Target
Tris (hydroxymethyl) aminomethane	25 mM	10 mM
Calcium Chloride	4.2 mM	1.7 mM
Mannitol	8% (w/v)	3.2% (w/v)
Sodium Chloride	225 mM	90 mM
α , α -Trehalose	2% (w/v)	0.8% (w/v)
Histidine	25 mM	10 mM
Glutathione (Reduced)	0.2 mg/mL	0.08 mg/mL
Polysorbate 80	0.025% (w/v)	0.01% (w/v)

Each ADVATE housing is labeled with the rAHF activity expressed in international units. Biological potency is determined by an *in vitro* assay, which employs a factor VIII concentrate standard that is referenced to a WHO international standard for factor VIII concentrates. One international unit, as defined by the WHO standard for blood coagulation factor VIII, human, is approximately equal to the level of factor VIII activity found in 1 mL of fresh pooled human plasma. The specific activity of ADVATE is 4000 to 10000 International Units per milligram of protein.

12. CLINICAL PHARMACOLOGY

12.1 Mechanism of Action

ADVATE temporarily replaces the missing coagulation factor VIII that is needed for effective hemostasis.

12.2 Pharmacodynamics

The activated partial thromboplastin time (aPTT) is prolonged in patients with hemophilia. Determination of aPTT is a conventional *in vitro* assay for biological activity of factor VIII. Treatment with ADVATE normalizes the aPTT over the effective dosing period.

12.3 Pharmacokinetics

A randomized, crossover pharmacokinetic trial of ADVATE (test) and RECOMBINATE [Antihemophilic Factor (Recombinant)] (reference) was conducted in 56 non-bleeding subjects. The subjects received either of the products as an IV infusion (50 \pm 5 IU/kg body weight) and there was a washout period of 72 hours to 4 weeks between the two infusions. The pharmacokinetic parameters were calculated from factor VIII activity measurements in blood samples obtained up to 48 hours following each infusion.⁴ The per-protocol analysis included 30 patients (20 adults and 10 children). Pharmacokinetic parameters for the 20 adults for each trial preparation are presented in Table 6.

Table 6
Pharmacokinetic Parameters (Mean \pm SD) for ADVATE and RECOMBINATE (N=20 Adult Subjects Age >16 years)

Parameter	RECOMBINATE (n=20)	ADVATE (n=20)
	AUC _{0-48h} (IU·hrs/dL) ^a	1638 \pm 357
<i>In vivo</i> recovery (IU/dL IU/kg) ^b	2.74 \pm 0.56	2.57 \pm 0.53
Half-life (hrs)	11.16 \pm 2.50	12.03 \pm 4.15
C _{max} (IU/dL)	136 \pm 29	128 \pm 28
MRT (hrs)	14.68 \pm 3.82	15.81 \pm 5.91
V _{ss} (dL/kg)	0.43 \pm 0.10	0.44 \pm 0.10
CL (dL/hrs/kg)	0.03 \pm 0.01	0.03 \pm 0.01

^a Area under the plasma factor VIII concentration x time curve from 0 to 48 hours post-infusion.

^b Calculated as (C_{max} - baseline factor VIII) divided by the dose in IU/kg, where C_{max} is the maximal post-infusion factor VIII measurement.

The 90% confidence intervals for the ratios of the mean AUC_(0-48h) and *in vivo* recovery values for the test and control products were within the pre-established limits of 0.80 and 1.25. In addition, *in vivo* recoveries at the onset of treatment and after 75 exposure days were compared for 62 subjects. Results of this analysis indicated no significant change in the *in vivo* recovery at the onset of treatment and after \geq 75 exposure days. [see *Clinical Studies* (14.2)]

In an analysis of data from 58 subjects with 65 surgical procedures in the perioperative management trial, the target factor VIII level was met or exceeded in all cases following a single loading dose ranging from 29 to 104 IU/kg.

Pharmacokinetic parameters calculated from interim pharmacokinetic data for 51 subjects \leq 16 years of age (intent-to-treat analysis) are available for 0 neonates, 3 infants, 21 children, and 27 adolescents as shown in Table 7. The clearance of ADVATE in infants, children, older children, and adolescents was 26%, 23%, 42%, and 23% higher than adults (0.031 dL/hr/kg). The half-life of ADVATE in infants, children, older children, and adolescents was 27%, 15%, 10%, and 3% lower than adults (12.08 hours). The extent to which these differences may be clinically significant is not known.

Table 7
Pharmacokinetic Parameters (Mean ± SD) of ADVATE by Age Group
(N=51 Pediatric Subjects Age ≤16 years; Intent-to-Treat Analysis)

Parameters	Infants (N = 3) (1 month to < 2 yrs)	Children (N = 8) (2 to < 5 yrs)	Older Children (N = 13) (5 to < 12 yrs)	Adolescents (N = 27) (12 to < 16 yrs)
AUC (IU hr/dL)	1385 ± 476	1545 ± 616	1282 ± 509	1447 ± 528
C _{max} (IU/dL)	98.0 ± 10.5	104.6 ± 34.5	111.8 ± 25.7	113.3 ± 21.7
MRT (hrs)	11.6 ± 3.0	12.8 ± 2.3	13.1 ± 3.5	15.0 ± 5.6
CL (dL/hr/kg)	0.039 ± 0.015	0.038 ± 0.016	0.044 ± 0.012	0.038 ± 0.012
Half-life (hrs)	8.86 ± 1.78	10.27 ± 1.94	10.89 ± 1.60	11.70 ± 3.72
V _d (dL/kg) ^a	0.43 ± 0.08	0.46 ± 0.12	0.54 ± 0.07	0.53 ± 0.08
Recovery ^b IU/dL/IU/kg	1.96 ± 0.21	2.05 ± 0.62	2.21 ± 0.44	2.26 ± 0.42

^a Volume of distribution at steady state

^b Incremental recovery at C_{max} calculated as (C_{max} – baseline Factor VIII) divided by the dose in IU/kg, where C_{max} is the maximal post-infusion Factor VIII measurement

In a crossover pharmacokinetic trial of rAHF-PFM reconstituted in 2 mL versus 5 mL Sterile Water for Injection, USP (SWFI) in previously treated severe hemophilia A adult and adolescent patients, the AUCs of the two formulations were comparable and the 90% confidence interval ranged from 90.4 to 102.6, indicating that the two formulations are pharmacokinetically equivalent.

13. NONCLINICAL TOXICOLOGY

13.1 Carcinogenesis, Mutagenesis, Impairment of Fertility

No studies have been conducted with the active ingredient in ADVATE to assess its mutagenic or carcinogenic potential.

RECOMBIMATE was tested for mutagenicity at doses considerably exceeding plasma concentrations *in vitro*, and at doses up to ten times the expected maximal clinical dose *in vivo*. At that concentration, it did not cause reverse mutations, chromosomal aberrations, or an increase in micronuclei formation in bone marrow polychromatic erythrocytes. Studies in animals have not been performed to evaluate carcinogenic potential.

13.2 Animal Toxicology and/or Pharmacology

Single doses up to 4,750 IU/kg did not demonstrate any acute or toxic effect for ADVATE in laboratory animals (rat and rabbit).

14. CLINICAL STUDIES

Original Safety and Efficacy Study

A safety and efficacy trial evaluated the pharmacokinetics (double-blinded, randomized, cross-over), safety, immunogenicity, and hemostatic efficacy (open-label) of ADVATE in 111 subjects. The trial was conducted in the US and Europe with 103 Caucasian, 7 Black, and 1 Asian previously treated subjects (PTPs with ≥ 150 exposure days) diagnosed with moderate to severe hemophilia A (FVIII level ≤ 2% of normal) who were ≥10 years of age (20 were <10, 22 were 13 to <16, and 69 were 16 years and older). Subjects with a history of, or a detectable FVIII inhibitor were excluded.

Subjects self-administered ADVATE for routine prophylaxis and for the treatment of bleeding episodes. A global assessment of efficacy was rendered by the subject (for home treatment) or study site investigator (for treatment under medical supervision) using a scale of excellent, good, fair, or none, based on the quality of hemostasis achieved with ADVATE for the treatment of each new bleeding episode. A total of 510 bleeding episodes were reported, with a mean (± SD) of 6.1 ± 8.2 bleeding episodes per subject. Of these 510 episodes, 439 (86%) were rated excellent or good in their response to treatment with ADVATE, 61 (12%) were rated fair, 1 (0.2%) was rated as having no response, and for 9 (2%), the response to treatment was unknown. A total of 411 (81%) bleeding episodes were managed with a single infusion, 62 (12%) required 2 infusions, 15 (3%) required 3 infusions, and 22 (4%) required 4 or more infusions of ADVATE for satisfactory resolution. A total of 162 (32%) bleeding episodes occurred spontaneously, 228 (45%) were the result of antecedent trauma, and for 120 (24%) bleeding episodes, the etiology was unknown.⁴

The rate of new bleeding episodes during the 75-exposure-day prophylactic regimen (≥25 IU/kg body weight 3-4 times per week) was calculated as a function of the etiology of bleeding episodes for 107 evaluable subjects (n = 274 bleeding episodes).⁴ These rates are presented in Table 8.

Table 8
Rate of New Bleeding Episodes During Prophylaxis

Types of Bleeding Episode	Mean (± SD) New Bleeding Episodes/Subject/Month
Spontaneous	0.34 ± 0.49
Post-traumatic	0.39 ± 0.46
Unknown/Indeterminate	0.33 ± 0.34
Overall	0.52 ± 0.71

The pharmacokinetic properties of ADVATE were investigated at the beginning of treatment in a multicenter trial of previously treated subjects and at the end of treatment in a subset of subjects (N=13) who had completed at least 75 exposure days of treatment with ADVATE. Post-infusion levels and clearance of factor VIII during the perioperative period were examined in an interim analysis of subjects enrolled in a surgery trial. The pharmacokinetics of ADVATE was investigated in an interim analysis of a trial of pediatric previously treated subjects < 6 years of age. [see *Use in Specific Population* (8.4) and *Clinical Pharmacology* (12.3)]

Continuation Study

Additional (open-label) safety and efficacy data were collected on 82 subjects who continued with treatment following participation in the pivotal clinical trial. An interim analysis of efficacy

from the continuation trial was conducted for 27 subjects who self-administered ADVATE on a routine prophylactic regimen during a minimum period of 50 exposure days to ADVATE. Bleeding episodes were treated with ADVATE and the outcome of treatment was rated as excellent, good, fair, or none, based on the quality of hemostasis achieved. A total of 51 bleeding episodes occurred in 13 of the 27 subjects being treated with ADVATE. By etiology, 53% of these bleeding events resulted from trauma and 27% occurred spontaneously; the other 20% had an undetermined etiology. The response to treatment with ADVATE for 63% of all bleeding episodes was rated as excellent or good. In 86% of episodes, bleeding resolved with only 1 infusion and an additional 6% were resolved by a second infusion.

In vivo recoveries at the onset of treatment and after 75 exposure days were compared for 62 subjects. There were no significant differences between the *in vivo* recoveries at the onset of treatment and the *in vivo* recoveries after ≥ 75 exposure days.

Perioperative Management Study

The safety and efficacy of ADVATE for perioperative management was investigated in 59 subjects with severe or moderately severe hemophilia A (factor VIII ≤ 2%) who were ≥ 7 years of age: 3 were 7 to <13, 8 were 13 to < 16, and 48 were ≥ 16; 55 were Caucasian, 3 were Black, and 1 was Asian. Fifty-eight subjects underwent 65 surgical procedures (1 subject elected not to undergo the planned procedure). Of the 65 procedures, 22 were classified as major, 35 were classified as minor, and 8 were dental.

Prior to surgery, subjects received a pre-operative loading dose aimed at increasing the plasma factor VIII level to 60% to 100% of normal for dental procedures or 80% to 120% of normal for all other surgical procedures. During the surgery, study subjects received replacement therapy by either bolus or continuous infusion, as prescribed by the investigator. For continuous infusion, the initial rate was 4 IU/kg/hr for subjects >12 years of age and 5 IU/kg/hr for subjects 5 to 12 years of age. After discharge, subjects continued to receive ADVATE for control of hemostasis as prescribed by the investigator for up to 6 weeks for major orthopedic procedures and up to 2 weeks for all other procedures.

An interim analysis of the hemostatic efficacy for 10 subjects from 14 to 64 years of age (9 Caucasian and 1 Black) who underwent 10 surgical procedures (comprising 6 major, 4 minor, and 5 orthopedic). Eight subjects received ADVATE by intermittent bolus infusion and 2 subjects received a combination of continuous and intermittent bolus infusion. Nine of the 10 subjects completed the trial. Six of the surgical procedures were classified as major, and 4 were minor. Of the 6 major surgeries, 5 were for orthopedic complications of hemophilia. A brief description of each surgical procedure, along with trial duration and trial medication exposure, is presented in Table 9.

Table 9
Surgical Procedures, Trial Duration, and Trial Medication Exposure

Surgery Type	Days of Study	ADVATE Exposure Days	Cumulative ADVATE Exposure (International Units)
Total hip replacement	16	15	61,600
Knee joint replacement	22	18	76,060
Knee arthrodesis	24	22	66,080
Transposition of the left ulnar nerve	5	3	14,560
Insertion of Mediport	28	8 ^a	46,893
Dental extraction	18	6	16,599
Left elbow synovectomy	43	32	102,180
Teeth extraction	2	2	10,350
Right knee arthroscopy, chondroplasty and synovectomy	13	10 ^a	32,334
Wisdom teeth extraction	14	5	15,357

^a ADVATE was administered by continuous infusion for the first 48 hours post-operatively, followed by bolus infusions for the remainder of trial treatment.

For each of the 10 subjects, intra- and post-operative quality of hemostasis achieved with ADVATE was assessed by the operating surgeon and study site investigator, respectively, using an ordinal scale of excellent, good, fair, or none. The same rating scale was used to evaluate control of hemorrhage from a surgical drain placed at the incision site in one subject. The quality of hemostasis achieved with ADVATE was rated as excellent or good for all assessments.

Routine Prophylaxis Study

In a multicenter, open-label, prospective, randomized, controlled postmarketing clinical trial of ADVATE use in two prophylactic treatment regimens compared to that of on-demand treatment, 53 PTPs with severe to moderately severe hemophilia A (FVIII level < 2 IU/dL) were analyzed in the per-protocol group. Subjects were initially treated for 6 months of on-demand therapy and then randomized to 12 months of either a standard prophylaxis regimen (20-40 IU/kg every 48 hours) or PK-driven prophylaxis regimen (20-80 IU/kg every 72 hours). All subjects had a history of at least 8 joint bleeding episodes per year upon entering the trial. Each subject in the per-protocol group was adherent to > 90% of the prescribed number of prophylactic infusions; no subject in the trial surpassed the upper boundary of 110% of the prescribed number of prophylactic infusions.

The median annual bleed rate during the on-demand therapy period was 44 bleeds per subject per year compared to 1 bleed per subject per year while on either prophylaxis regimen, which was a statistically significant difference (p<0.0001). Twenty-two of 53 (42%) subjects experienced no bleeding episodes while on prophylaxis for one year. While there was no statistically significant difference in bleeding frequency observed between the two prophylaxis regimens studied, the trial was not powered to demonstrate equivalence in bleeding rate between the two prophylaxis arms.

The equation used to determine the weight-adjusted dose of the product used in the PK-driven prophylaxis arm, as calculated from the individual subject's incremental recovery and half-life values to achieve a trough level of ≥ 1 IU/dL at the inter-dosing interval of 72 hours is defined as follows:

$$D_i = (2)^{72/t} / r_i \text{ (i is the subject)}$$

D = target FVIII dose (IU/kg) that ensures that a trough level of ≥ 1 IU/dL is achieved after 72 hours
 r = FVIII incremental recovery (IU/dL / IU/kg) as determined by the subject's PK analysis
 t = FVIII half-life (hrs) as determined by the subject's PK analysis

Table 10
Annual Bleed Rate of Prophylaxis Compared to On-Demand Treatment

Clinical Parameters	On-Demand (n = 53)	Standard Prophylaxis (n=30)	PK-Driven Prophylaxis (n=23)	Either Standard or PK-Driven Prophylaxis (n=53)
Median (IQR) ^a Annual Bleed Rate(ABR)	44.0 (20.8)	1.0 (2.1)	1.0 (4.1)	1.0 (4.1)
Median (IQR) ^a Joint ABR	38.7 (24.8)	0.5 (2.0)	1.0 (4.1)	1.0 (2.1)
Median (IQR) ^a Non-Joint ABR ¹	4.0 (11.9)	0.0 (0.0)	0.0 (0.0)	0.0 (0.0)
Median (IQR) ^a Spontaneous ABR	32.0 (26.8)	0.0 (1.9)	0.0 (2.0)	0.0 (1.9)
Median (IQR) ^a Traumatic ABR	11.5 (17.2)	0.0 (1.0)	1.0 (1.0)	0.0 (1.0)

^a Inter-quartile-range (IQR) is defined as the difference between the 75th percentile (3rd quartile) and the 25th percentile (first quartile).

The annualized bleed rates by age category during on-demand and either standard or PK-driven prophylaxis regimens are shown in Table 11.

Table 11
Annualized Bleed Rate by Age Category and Any Prophylaxis vs On-Demand (Per Protocol)

Age Category	Any Prophylaxis					On-Demand				
	N	Min	Median	Max	Percentage of Subjects With Zero Bleeds	N	Min	Median	Max	Percentage of Subjects With Zero Bleeds
Children (≥ 7 to <12 years old)	3	0.0	5.2	8.7	33%	3	38.6	44.0	120.5	All subjects bleed during On-Demand
Adolescents (≥ 12 to <16 years old)	4	0.0	5.0	10.0	25%	4	37.9	58.0	81.4	
Adults (≥ 16 years old and older)	46	0.0	1.0	17.4	43%	46	22.7	44.7	117.8	
All Subjects	53	0.0	1.0	17.4	42%	53	22.7	44.0	120.5	

As a secondary endpoint, the trial assessed all Short Form Health Survey (SF-36v1) domains. The SF-36v1 is a valid and reliable measure of health-related quality of life that is comprised of 8 domains categorized into 2 summary scores (Table 12).

Table 12
Mean Change in SF-36v1 Health Domain Scores Between End of On-Demand and End of Prophylaxis Treatment Regimens^a

SF-36v1 Health Domain	Mean Change	95% Confidence Interval
Physical Functioning (PF)	0.89	(-1.02, 2.81)
Role Physical (RP)	3.56	(0.32, 6.79)
Bodily Pain (BP)	4.13	(1.63, 6.62)
General Health (GH)	1.36	(-0.72, 3.45)
Physical Component Score	3.56	(1.56, 5.56)
Vitality (VT)	0.21	(-2.22, 2.63)
Social Functioning (SF)	1.72	(-0.57, 4.00)
Role Emotional (RE)	-1.29	(-3.78, 1.19)
Mental Health (MH)	-0.20	(-2.89, 2.49)
Mental Component Score	-1.22	(-3.66, 1.23)

^a Positive change values are in the favorable direction.

Human Factors Usability Study

A human factors study was performed with 44 participants to evaluate the usability of the ADVATE in the BAXJECT III reconstitution system. Participants in the study included 15 patients, 16 caregivers, and 13 healthcare providers.

During the study, participants viewed an instructional video then performed the reconstitution steps utilizing the instructions for use (IFU). Objective performance data were collected and evaluated. Participants' comments from a post-evaluation interview were reviewed for their appropriateness and applicability. As a result, the content of the package insert was revised to clarify the instructions for use.

15. REFERENCES

- Fischer K, Collins P, Björkman S, Blanchette V, Oh M, Fritsch S, Schroth P, Spotts G, Ewenstein B. Trends in bleeding patterns during prophylaxis for severe haemophilia: observations from a series of prospective clinical trials. *Haemophilia* 2011 17(3):433-8.
- Collins PW, Blanchette VS, Fischer K, Björkman S, Oh M, Fritsch S, Schroth P, Astermark J, Spotts G, Ewenstein B. The rAHF-PFM Study Group. Break-through bleeding in relation to predicted factor VIII levels in patients receiving prophylactic treatment for severe haemophilia A. *J Thromb Haemost* 2009 7(3):413-20.
- Shapiro A, Gruppo R, Pabinger I *et al.* Integrated analysis of safety and efficacy of a plasma- and albumin-free recombinant factor VIII (rAHF-PFM) from six clinical studies in patients with hemophilia A. *Expert Opin Biol Ther* 2009 9:273-283.
- Tarantino MD, Collins PW, Hay PW *et al.* Clinical evaluation of an advanced category antihemophilic factor prepared using a plasma/albumin-free method: pharmacokinetics,

efficacy, and safety in previously treated patients with haemophilia A. *Haemophilia* 2004 10:428-437.

- Björkman S, Blanchette VS, Fischer K, Oh M, Spotts G, Schroth P, Fritsch S, Patrone L, Ewenstein BM, Collins PW, ADVATE Clinical Program Group. Comparative pharmacokinetics of plasma- and albumin-free recombinant factor VIII in children and adults: the influence of blood sampling schedule on observed age-related differences and implications for dose tailoring. *J Thromb Haemost* 2010 8(4):730-6.
- Negrier C, Shapiro A, Berntorp E *et al.* Surgical evaluation of a recombinant factor VIII prepared using a plasma/albumin-free method: efficacy and safety of ADVATE in previously treated patients. *Thromb Haemost* 2008100:217-223.
- White II GC, Courter S, Bray GL, *et al.* A multicenter study of recombinant factor VIII (Recombinate) in previously treated patients with hemophilia A. *Thromb Haemost* 1997 77:660-667.
- Lee CA, Owens D, Bray G, *et al.* Pharmacokinetics of recombinant factor VIII (Recombinate) using one-stage clotting and chromogenic factor VIII assay. *Thromb Haemost* 1999 82:1644-1647.

16. HOW SUPPLIED/STORAGE AND HANDLING

How Supplied

ADVATE in a BAXJECT III system is packaged with 2 mL or 5 mL of Sterile Water for Injection, one Terumo Microbore Infusion set (2 mL only), one full prescribing physician insert, and one patient insert.

ADVATE is available in single-dose vials that contain the following nominal product strengths:

Nominal Strength	Factor VIII Potency Range	Carton NDC (Includes 2 mL swFI Diluent)	Carton NDC (Includes 5 mL swFI Diluent)
250 IU	200-400 IU per vial	0944-3051-02	
500 IU	401-800 IU per vial	0944-3052-02	
1000 IU	801-1200 IU per vial	0944-3053-02	
1500 IU	1201-1800 IU per vial	0944-3054-02	
2000 IU	1801-2400 IU per vial		0944-3045-10
3000 IU	2401-3600 IU per vial		0944-3046-10
4000 IU	3601- 4800 IU per vial		0944-3047-10

Actual factor VIII activity in International Units is stated on the label of each ADVATE housing or carton.

The product is not made with natural rubber latex.

Storage and Handling

- Refrigerate ADVATE in powder form at 2° - 8°C (36° - 46°F).
- ADVATE may be stored at room temperature up to 30°C (86°F) for a period of up to 6 months not to exceed the expiration date.
- Record on the carton the date ADVATE is removed from refrigeration.
- The product must not be returned to refrigerated temperature.
- Do not use beyond the expiration date printed on the ADVATE label or carton. Do not -freeze.

17. PATIENT COUNSELING INFORMATION

- Advise the patient to read the FDA-Approved Patient Labeling and Instructions for Use.
- Advise patients to report any adverse reactions or problems following ADVATE administration to their physician or healthcare provider.
- Allergic-type hypersensitivity reactions have been reported with ADVATE. Warn patients of the early signs of hypersensitivity reactions, including hives, pruritus, generalized urticaria, angioedema, hypotension, shock, anaphylaxis and acute respiratory distress. Advise patients to discontinue use of the product if these symptoms occur and seek immediate emergency treatment with resuscitative measures such as the administration of epinephrine and oxygen.
- Inhibitor formation may occur with the treatment of a patient with hemophilia A. Advise patients to contact their physician or treatment center for further treatment and/ or assessment if they experience a lack of clinical response to factor VIII replacement therapy, as this may be a manifestation of an inhibitor.
- Advise patients to consult with their physicians or healthcare provider prior to travel.
- While traveling, advise patients to bring an adequate supply of ADVATE based on their current regimen of treatment.

To enroll in the confidential, industry-wide Patient Notification System, call 1-888-873-2838.

Baxter, Advate, Baxject and Recombinate are trademarks of Baxter International Inc. Baxter, Advate and Baxject are registered in the U.S. Patent and Trademark Office.

Patented: see www.baxter.com/productpatents/

Baxter Healthcare Corporation

Westlake Village, CA 91362 USA

U.S. License No. 140

Printed in USA

USBS/34/14-0101

ADVATE (ad-vate) [Antihemophilic Factor (Recombinant)]

This leaflet summarizes important information about ADVATE. Please read it carefully before using this medicine. This information does not take the place of talking with your healthcare provider, and it does not include all of the important information about ADVATE. If you have any questions after reading this, ask your healthcare provider.

What is the most important information I need to know about ADVATE?

Do not attempt to do an infusion to yourself unless you have been taught how by your healthcare provider or hemophilia center.

You must carefully follow your healthcare provider's instructions regarding the dose and schedule for infusing ADVATE so that your treatment will work best for you.

What is ADVATE?

ADVATE is a medicine used to replace clotting factor (factor VIII or antihemophilic factor) that is missing in people with hemophilia A (also called "classic" hemophilia). The product does not contain plasma or albumin. Hemophilia A is an inherited bleeding disorder that prevents blood from clotting normally.

ADVATE is used to prevent and control bleeding in adults and children (0-16 years) with hemophilia A.

Your healthcare provider may give you ADVATE when you have surgery. ADVATE can reduce the number of bleeding episodes in adults and children (0-16 years) when used regularly (prophylaxis).

ADVATE is not used to treat von Willebrand disease.

Who should not use ADVATE?

You should not use ADVATE if you:

- Are allergic to mice or hamsters.
- Are allergic to any ingredients in ADVATE.

Tell your healthcare provider if you are pregnant or breastfeeding because ADVATE may not be right for you.

How should I use ADVATE?

ADVATE is given directly into the bloodstream.

You may infuse ADVATE at a hemophilia treatment center, at your healthcare provider's office or in your home. You should be trained on how to do infusions by your healthcare provider or hemophilia treatment center. Many people with hemophilia A learn to infuse their ADVATE by themselves or with the help of a family member.

Your healthcare provider will tell you how much ADVATE to use based on your weight, the severity of your hemophilia A, and where you are bleeding.

You may have to have blood tests done after getting ADVATE to be sure that your blood level of factor VIII is high enough to clot your blood.

Call your healthcare provider right away if your bleeding does not stop after taking ADVATE.

What should I tell my healthcare provider before I use ADVATE?

You should tell your healthcare provider if you:

- Have or have had any medical problems.
- Take any medicines, including prescription and non-prescription medicines, such as over-the-counter medicines, supplements or herbal remedies.
- Have any allergies, including allergies to mice or hamsters.
- Are breastfeeding. It is not known if ADVATE passes into your milk and if it can harm your baby.
- Are pregnant or planning to become pregnant. It is not known if ADVATE may harm your unborn baby.
- Have been told that you have inhibitors to factor VIII (because ADVATE may not work for you).

What are the possible side effects of ADVATE?

You can have an allergic reaction to ADVATE.

Call your healthcare provider right away and stop treatment if you get a rash or hives, itching, tightness of the throat, chest pain or tightness, difficulty breathing, lightheadedness, dizziness, nausea or fainting.

Side effects that have been reported with ADVATE include:

cough	headache	joint swelling/aching
sore throat	fever	itching
unusual taste	dizziness	hematoma
abdominal pain	hot flashes	swelling of legs
diarrhea	chills	runny nose/congestion
nausea/vomiting	sweating	rash

Tell your healthcare provider about any side effects that bother you or do not go away.

These are not all the possible side effects with ADVATE. You can ask your healthcare provider for information that is written for healthcare professionals.

What are the ADVATE dosage strengths?

ADVATE with 2 mL or 5 mL Sterile Water for Injection in a BAXJECT III system comes in six different dosage strengths: 250 International Units (IU), 500 IU, 1000 IU, 1500 IU, 2000 IU, 3000 IU and 4000 IU. The actual strength will be imprinted on the label on the housing and on the box. The six different strengths are color coded, as follows:

Light-blue	Dosage strength of approximately 250 International Units (200 – 400 IU) (with 2 mL sWFI)
Pink	Dosage strength of approximately 500 International Units (401 – 800 IU) (with 2 mL sWFI)
Green	Dosage strength of approximately 1000 International Units (801 – 1200 IU) (with 2 mL sWFI)
Purple	Dosage strength of approximately 1500 International Units (1201 – 1800 IU) (with 2 mL sWFI)
Orange	Dosage strength of approximately 2000 International Units (1801 – 2400 IU) (with 5 mL sWFI)
Silver	Dosage strength of approximately 3000 International Units (2401 – 3600 IU) (with 5 mL sWFI)
Dark Green	Dosage strength of approximately 4000 International Units (3601 – 4800 IU) (with 5 mL sWFI)

Always check the actual dosage strength printed on the label to make sure you are using the strength prescribed by your healthcare provider. Always check the expiration date printed on the box. Do not use the product after the expiration date printed on the box.

How do I store ADVATE?

Do not freeze ADVATE.

Store ADVATE in a refrigerator (2° to 8°C [36° to 46°F]) or at room temperature (up to 30°C [86°F]) for up to 6 months.

If you choose to store ADVATE at room temperature:

- Note the date that the product is removed from refrigeration on the box.
- Do not use after six months from this date or after the expiration date.
- Do not return the product back to the refrigerator.

Store ADVATE in the original box and protect from extreme exposure to light. Reconstituted product (after mixing dry product with wet diluent) must be used within 3 hours and cannot be stored or refrigerated. Discard any unused ADVATE at the end of your infusion.

What else should I know about ADVATE and Hemophilia A?

Your body may form inhibitors to factor VIII. An inhibitor is part of the body's normal defense system. If you form inhibitors, it may stop ADVATE from working properly. Consult with your healthcare provider to make sure you are

carefully monitored with blood tests for the development of inhibitors to factor VIII.

Medicines are sometimes prescribed for purposes other than those listed here. Do not use ADVATE for a condition for which it is not prescribed. Do not share ADVATE with other people, even if they have the same symptoms that you have.

Resources at Baxter available to the patients:

For more product information on ADVATE, please visit www.advate.com or call 1-888-423-8283.

For information on patient assistance programs that are available to you, including the Baxter CARE Program, please contact the Baxter Insurance Assistance Helpline at 1-888-229-8379.

For information on additional Baxter patient resources, please visit www.advate.com.

Issued: 04/2014

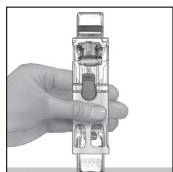
Instructions For Use

ADVATE [Antihemophilic Factor (Recombinant)] (For intravenous use only)

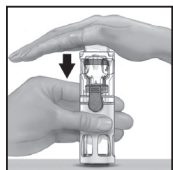
Do not attempt to do an infusion to yourself unless you have been taught how by your healthcare provider or hemophilia center.

See below for step-by-step instructions for reconstituting ADVATE in a BAXJECT III system.

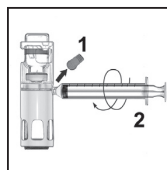
- Always follow the specific instructions given by your healthcare provider. The steps listed below are general guidelines for using ADVATE. If you are unsure of the procedures, please call your healthcare provider before using.
- Call your healthcare provider right away if bleeding is not controlled after using ADVATE.
- Your healthcare provider will prescribe the dose that you should take.
- Your healthcare provider may need to take blood tests from time to time.
- Talk to your healthcare provider before traveling. Plan to bring enough ADVATE for your treatment during this time.
- Dispose of all materials, including any leftover reconstituted ADVATE product, in an appropriate container.



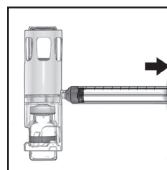
1. Prepare a clean flat surface and gather all the materials you will need for the infusion. Check the expiration date, and let the ADVATE warm up to room temperature. Wash your hands and put on clean exam gloves. If infusing yourself at home, the use of gloves is optional.
2. Open the ADVATE package by peeling away the lid. Remove the ADVATE from the package and visually inspect the contents of the product and diluent vial. The ADVATE powder should be white to off-white in color and the diluent should not contain particles. Do not use if discoloration or particles are seen.
3. Place on a flat surface with the diluent vial on top. The diluent vial has a blue stripe.



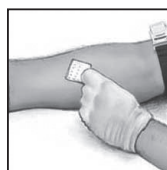
4. With one hand holding the ADVATE housing, press down firmly on the diluent vial with the other hand until the system is fully collapsed and the diluent flows down into the ADVATE vial. Both vials will move into the housing when pressed. If you don't see the diluent transfer to the product vial, press the vials again to assure they are completely inserted. Do not remove the blue cap until instructed in a later step.
5. Swirl the ADVATE gently and continuously until the ADVATE is completely dissolved. Do not shake. Do not refrigerate after reconstitution. Inspect the ADVATE solution for particulate matter and discoloration prior to administration. The solution should be clear and colorless in appearance. If not, do not use the solution and notify your healthcare provider immediately.



6. Take off the blue cap from the housing and connect the syringe. Be careful to not inject air into the ADVATE.

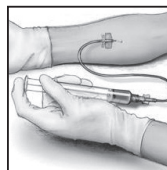


7. Turn over the ADVATE so that the vial containing the ADVATE solution is on top. Draw the ADVATE solution into the syringe by pulling back the plunger slowly. If the solution does not draw into the syringe, be sure that both vials are pressed firmly together. The contents of more than one vial may be drawn into a single, appropriately sized syringe if you are using more than one vial of ADVATE.



8. Disconnect the syringe from the system. Attach the infusion needle to the syringe using a winged (butterfly) infusion set, if available. Point the needle up and remove any air bubbles by gently tapping the syringe with your finger and slowly and carefully pushing air out of the syringe and needle.

Apply a tourniquet and get the injection site ready by wiping the skin well with an alcohol swab (or other suitable solution suggested by your healthcare provider or hemophilia center).



9. Insert the needle into the vein and remove the tourniquet. Slowly infuse the ADVATE. Do not infuse any faster than 10 mL per minute.
10. Take the needle out of the vein and use sterile gauze to put pressure on the infusion site for several minutes.

11. **Do not recap the needle.** Place the needle, syringe, and ADVATE in a hard-walled sharps container for proper disposal. Do not dispose of these supplies in ordinary household trash.

Remove the peel-off label from the housing and place it in your logbook. Clean any spilled blood with a freshly prepared mixture of 1 part bleach and 9 parts water, soap and water, or any household disinfecting solution.

Important: Contact your healthcare provider or local hemophilia treatment center if you experience any problems.

Baxter, Advate, Baxject, and Care are trademarks of Baxter International Inc. registered in the U.S. Patent and Trademark Office.

Patented: see www.baxter.com/productpatents/

Baxter Healthcare Corporation
Westlake Village, CA 91362 USA

U.S. License No. 140

Printed in USA

Issued 04/2014

USBS/34/14-0101

Baxter