

PRODUCT MONOGRAPH

PrONDANSETRON INJECTION, USP

ondansetron as (ondansetron hydrochloride dihydrate)

Sterile Solution for Intravenous Injection

2 mg / mL

Antiemetic

(5-HT₃ receptor antagonist)

Baxter Corporation
Mississauga Ontario
Canada L5N 0C2

Date of Preparation:
May 14, 2020

Control No.: 221703

Table of Contents

PART I: HEALTH PROFESSIONAL INFORMATION	3
SUMMARY PRODUCT INFORMATION	3
INDICATIONS AND CLINICAL USE	3
CONTRAINDICATIONS	4
WARNINGS AND PRECAUTIONS	4
ADVERSE REACTIONS	7
DRUG INTERACTIONS	9
DOSAGE AND ADMINISTRATION	11
OVERDOSAGE	16
ACTION AND CLINICAL PHARMACOLOGY	16
STORAGE AND STABILITY	20
DOSAGE FORMS, COMPOSITION AND PACKAGING	20
SPECIAL HANDLING INSTRUCTIONS	21
PART II: SCIENTIFIC INFORMATION	22
PHARMACEUTICAL INFORMATION	22
CLINICAL TRIALS	23
DETAILED PHARMACOLOGY	24
MICROBIOLOGY	26
TOXICOLOGY	26
REFERENCES	29
PART III: CONSUMER INFORMATION	31

PrONDANSETRON INJECTION, USP
Ondansetron (as ondansetron hydrochloride dihydrate)

PART I: HEALTH PROFESSIONAL INFORMATION

SUMMARY PRODUCT INFORMATION

Route of Administration	Dosage Form/ Strength	All Nonmedicinal Ingredients
Intravenous	Injection / 2 mg / mL Ondansetron (as ondansetron hydrochloride dihydrate)	Sodium chloride, citric acid monohydrate, sodium citrate, and water for injection

INDICATIONS AND CLINICAL USE

Adults

Ondansetron Injection, USP (ondansetron hydrochloride) is indicated for:

- the prevention of nausea and vomiting associated with emetogenic chemotherapy, including high dose cisplatin
- the prevention and treatment of postoperative nausea and vomiting.

Pediatrics (4-18 years of age)

Post-Chemotherapy Induced Nausea and Vomiting

Ondansetron hydrochloride was effective and well tolerated when given to children 4-12 years of age (see DOSAGE AND ADMINISTRATION). Ondansetron Injection, USP is not indicated for the treatment of children 3 years of age or younger.

Post-Radiotherapy Induced Nausea and Vomiting

Ondansetron Injection, USP is not indicated for use in any age group of this population.

Post-Operative Nausea and Vomiting

Ondansetron Injection, USP is not indicated for use in any age group of this population.

Geriatrics (> 65 years of age)

Post-Chemotherapy and Radiotherapy Induced Nausea and Vomiting

Efficacy and tolerance of ondansetron hydrochloride were similar to that observed in younger adults (see **DOSAGE AND ADMINISTRATION**).

Post-Operative Nausea and Vomiting

Clinical experience in the use of ondansetron hydrochloride in the prevention and treatment of post-operative nausea and vomiting is limited and is not indicated for use in this population.

CONTRAINDICATIONS

- Ondansetron Injection, USP is contraindicated in patients with a history of hypersensitivity to the drug or any components of its formulations. For a complete listing, see the **DOSAGE FORMS, COMPOSITION AND PACKAGING** section of the product monograph.
- The concomitant use of apomorphine with ondansetron is contraindicated based on reports of profound hypotension and loss of consciousness when apomorphine was administered with ondansetron.

WARNINGS AND PRECAUTIONS

Immune

Cross-reactive hypersensitivity has been reported between different 5-HT₃ antagonists. Patients who have experienced hypersensitivity reactions to one 5-HT₃ antagonist have experienced more severe reactions upon being challenged with another drug of the same class. The use of a different 5-HT₃ receptor antagonist is not recommended as a replacement in cases in which a patient has experienced even a mild hypersensitivity type reaction to another 5-HT₃ antagonist.

Cardiovascular

QTc Interval Prolongation: Ondansetron prolongs the QT interval (see **ACTION AND CLINICAL PHARMACOLOGY**, Electrocardiography). The magnitude of QTc prolongation will depend on the dose and the infusion rate. In addition, post-marketing cases of torsade de pointes have been reported in patients using ondansetron. Torsade de Pointes is a polymorphic ventricular tachyarrhythmia. Generally, the risk of torsade de pointes increases with the magnitude of QTc prolongation produced by the drug. Torsade de pointes may be asymptomatic or experienced by the patient as dizziness, palpitations, syncope, or seizures. If sustained, torsade de pointes can progress to ventricular fibrillation and sudden cardiac death.

Avoid ondansetron in patients with congenital long QT syndrome. Ondansetron should be administered with caution to patients who have or may develop prolongation of QTc, including congestive heart failure, bradyarrhythmias or patients taking other medicinal products that lead

to either QT prolongation or electrolyte abnormalities (see **DRUG INTERACTIONS**).

Hypokalemia, hypocalcemia, and hypomagnesemia should be corrected prior to ondansetron administration.

Additional risk factors for torsade de pointes in the general population include, but are not limited to, the following:

- female gender;
- age 65 years or older;
- baseline prolongation of the QT/QTc interval;
- presence of genetic variants affecting cardiac ion channels or regulatory proteins; family history of sudden cardiac death at <50 years;
- cardiac disease (e.g., myocardial ischemia or infarction, left ventricular hypertrophy, cardiomyopathy, conduction system disease);
- history of arrhythmias (especially ventricular arrhythmias, atrial fibrillation, or recent conversion from atrial fibrillation);
- bradycardia (<50 beats per minute);
- acute neurological events (e.g., intracranial or subarachnoid haemorrhage, stroke, intracranial trauma);
- nutritional deficits (e.g., eating disorders, extreme diets);
- diabetes mellitus;
- autonomic neuropathy.

Ondansetron Injection, USP is not effective in preventing motion-induced nausea and vomiting.

Neurologic

Serotonin syndrome/Neuroleptic Malignant Syndrome: Cases of life-threatening serotonin syndrome or neuroleptic malignant syndrome-like events have been reported with 5-HT₃ receptor antagonist antiemetics, including ondansetron hydrochloride, when given in combination with other serotonergic and/or neuroleptic drugs. Serotonin syndrome symptoms may include mental status changes (e.g. agitation, hallucinations, coma), autonomic instability (e.g., tachycardia, labile blood pressure, hyperthermia), neuromuscular aberrations (e.g., hyperreflexia, incoordination) and/or gastrointestinal symptoms (e.g. nausea, vomiting, diarrhea). As these syndromes may result in potentially life-threatening conditions, treatment should be discontinued if such events occur and supportive symptomatic treatment should be initiated. If concomitant treatment of Ondansetron Injection, USP with a drug affecting the serotonergic neurotransmitter system is clinically warranted, careful observation of the patient is advised, particularly during treatment initiation and dose increases (see **DRUG INTERACTIONS**).

Hepatic/Biliary/Pancreatic

There is no experience in patients who are clinically jaundiced. The clearance of an 8 mg intravenous dose of ondansetron hydrochloride was significantly reduced and the serum half-life significantly prolonged in subjects with severe impairment of hepatic function. In patients with moderate or severe impairment of hepatic function, reductions in dosage are therefore recommended and a total daily dose of 8 mg should not be exceeded. This may be given as a single intravenous or oral dose.

Ondansetron does not itself appear to induce or inhibit the cytochrome P₄₅₀ drug-metabolizing enzyme system of the liver. Because ondansetron is metabolized by hepatic cytochrome P₄₅₀ drug-metabolizing enzymes, inducers or inhibitors of these enzymes may change the clearance and, hence, the half-life of ondansetron. On the basis of available data no dosage adjustment is recommended for patients on these drugs.

Gastrointestinal

As ondansetron is known to increase large bowel transit time, patients with signs of subacute intestinal obstruction should be monitored following administration.

Reproduction

Pregnancy status should be verified for females of reproductive potential prior to starting the treatment with Ondansetron Injection, USP.

Females of reproductive potential should be advised that it is possible that Ondansetron Injection, USP can cause harm to the developing foetus. Sexually active females of reproductive potential are recommended to use effective contraception (methods that result in less than 1% pregnancy rates) when using Ondansetron Injection, USP and for two days after stopping treatment with Ondansetron Injection, USP.

Special Populations

Pregnant Women: The safety of ondansetron for use in human pregnancy has not been established. Ondansetron is not teratogenic in animals. However, as animal studies are not always predictive of human response, the use of ondansetron in pregnancy is not recommended.

Safety data of ondansetron in pregnancy are limited and findings from available pharmacoepidemiologic studies are inconsistent.

Post-marketing reports describe cases of congenital malformations with use of ondansetron during pregnancy; however, the reports are insufficient to establish a causal relationship.

Nursing Women: Ondansetron is excreted in the milk of lactating rats. It is not known if it is excreted in human milk, however, nursing is not recommended during treatment with ondansetron.

Pediatrics (< 3 years of age): Insufficient information is available to provide dosage recommendations for children 3 years of age or younger.

ADVERSE REACTIONS

Clinical Trial Adverse Drug Reactions

Because clinical trials are conducted under very specific conditions the adverse reaction rates observed in the clinical trials may not reflect the rates observed in practice and should not be compared to the rates in the clinical trials of another drug. Adverse drug reaction information from clinical trials is useful for identifying drug-related adverse events and for approximating rates.

Ondansetron hydrochloride has been administered to over 2500 patients worldwide in controlled clinical trials and has been well tolerated.

The most frequent adverse events reported in controlled clinical trials were headache (11%) and constipation (4%). Other adverse events include sensations of flushing or warmth (< 1%).

Cardiovascular: There have been rare reports of tachycardia, angina (chest pain), bradycardia, hypotension, syncope and electrocardiographic alterations.

Central Nervous System: There have been rare reports of seizures. Movement disorders and dyskinesia have been reported in two large clinical trials of ondansetron at a rate of 0.1-0.3%.

Dermatological: Rash has occurred in approximately 1% of patients receiving ondansetron.

Eye Disorder: Rare cases of transient visual disturbances (e.g. blurred vision) have been reported during or shortly after intravenous administration of ondansetron, particularly at rates equal to or greater than 30 mg in 15 minutes.

Hypersensitivity: Rare cases of immediate hypersensitivity reactions sometimes severe, including anaphylaxis, bronchospasm, urticaria and angioedema have been reported.

Local Reactions: Pain, redness and burning at the site of injection have been reported.

Metabolic: There were transient increases of SGOT and SGPT of over twice the upper limit of normal in approximately 5% of patients. These increases did not appear to be related to dose or duration of therapy. There have been reports of liver failure and death in patients with cancer receiving concurrent medications including potentially hepatotoxic cytotoxic chemotherapy and

antibiotics. The etiology of the liver failure is unclear. There have been rare reports of hypokalemia.

Other: There have been reports of abdominal pain, weakness and xerostomia.

Post-Market Adverse Drug Reactions

Over 250 million patient treatment days of ondansetron hydrochloride have been supplied since the launch of the product worldwide. The following events have been spontaneously reported during post- approval use of ondansetron hydrochloride, although the link to ondansetron cannot always be clearly established.

The adverse event profiles in children and adolescents were comparable to that seen in adults.

Immune Disorders: Rare cases of hypersensitivity reactions, sometimes severe (e.g., laryngeal edema, stridor, laryngospasm and cardiopulmonary arrest) have also been reported.

Cardiovascular Disorders: There have been rare reports (<0.01%) of myocardial infarction, myocardial ischemia, angina, chest pain with or without ST segment depression, arrhythmias (including ventricular or supraventricular tachycardia, premature ventricular contractions, and atrial fibrillation), electrocardiographic alterations (including second degree heart block), palpitations and syncope.

Rarely and predominantly with intravenous ondansetron, transient ECG changes, including QTc interval prolongation, Torsade de Pointes, ventricular fibrillation, cardiac arrest, and sudden death have been reported (see **WARNINGS AND PRECAUTIONS**, Cardiovascular).

Eye Disorder: There have been very rare cases of transient blindness following ondansetron treatment, generally within the recommended dosing range and predominantly during intravenous administration.

The majority of blindness cases reported resolved within 20 minutes. Although most patients had received chemotherapeutic agents, including cisplatin a few cases of transient blindness occurred following ondansetron administration for the treatment of postoperative nausea or vomiting and in the absence of cisplatin treatment. Some cases of transient blindness were reported as cortical in origin.

Hepatobiliary Disorders: Occasional asymptomatic increases in liver function tests have been reported.

Nervous System Disorders: Transient episodes of dizziness (< 0.1%) have been reported

predominantly during or upon completion of IV infusion of ondansetron.

Uncommon reports (< 1%) suggestive of extrapyramidal reactions including oculogyric crisis/dystonic reactions (e.g. oro-facial dyskinesia, opisthotonos, tremor, etc.), movement disorders and dyskinesia have been reported without definitive evidence of persistent clinical sequelae.

Serotonin syndrome and neuroleptic malignant syndrome-like events have been reported with 5-HT₃ receptor antagonist antiemetics, including ondansetron hydrochloride, when given in combination with other serotonergic and/or neuroleptic drugs (see **WARNINGS AND PRECAUTIONS**, Neurologic).

Respiratory, Thoracic and Mediastinal Disorders: There have also been rare reports of hiccups.

Skin and Subcutaneous Tissue Disorders:

Very rare reports have been received for bullous skin and mucosal reactions, including fatal cases. These reports include toxic skin eruptions such as Stevens-Johnson syndrome and toxic epidermal necrolysis, and have occurred in patients taking other medications that can be associated with bullous skin and mucosal reactions.

DRUG INTERACTIONS

Serious Drug Interactions

- **Apomorphine (see CONTRAINDICATIONS)**

Drug-Drug Interactions

Specific studies have shown that there are no pharmacokinetic interactions when ondansetron is administered with alcohol, temazepam, furosemide, tramadol or propofol.

Ondansetron is metabolised by multiple hepatic cytochrome P₄₅₀ enzymes: CYP3A4, CYP2D6 and CYP1A2. Despite the multiplicity of metabolic enzymes capable of metabolizing ondansetron which can compensate for an increase or decrease in enzyme activity, it was found that patients treated with inducers of CYP3A4 (i.e. phenytoin, carbamazepine, and rifampicin) demonstrated an increase in oral clearance of ondansetron and a decrease in ondansetron blood concentrations. No effect in ondansetron clearance secondary to enzyme inhibition or reduced activity (e.g. CYP2D6 genetic deficiency) has been identified to date.

QTc-Prolonging Drugs: The concomitant use of Ondansetron Injection, USP with another QTc prolonging drug should be carefully considered to determine that the therapeutic benefit

outweighs the potential risk. Drugs that have been associated with QTc interval prolongation and/or torsade de pointes include, but are not limited to, the examples in the following list. Chemical/pharmacological classes are listed if some, although not necessarily all, class members have been implicated in QTc prolongation and/or torsade de pointes:

- Class IA antiarrhythmics (e.g., quinidine, procainamide, disopyramide);
- Class III antiarrhythmics (e.g., amiodarone, sotalol, ibutilide, dronedarone);
- Class 1C antiarrhythmics (e.g., flecainide, propafenone);
- antiemetics (e.g., dolasetron, droperidol, chlorpromazine, prochlorperazine);
- tyrosine kinase inhibitors (e.g., vandetanib, sunitinib, nilotinib, lapatinib);
- antipsychotics (e.g., chlorpromazine, pimozide, haloperidol, ziprasidone);
- antidepressants (e.g., citalopram, fluoxetine, venlafaxine, tricyclic/tetracyclic antidepressants e.g., amitriptyline, imipramine, maprotiline);
- opioids (e.g., methadone);
- domperidone
- macrolide antibiotics and analogues (e.g., erythromycin, clarithromycin, telithromycin, tacrolimus);
- quinolone antibiotics (e.g., moxifloxacin, levofloxacin, ciprofloxacin); antimalarials (e.g., quinine, chloroquine);
- azole antifungals (e.g., ketoconazole, fluconazole, voriconazole);
- histone deacetylase inhibitors (e.g., vorinostat);
- beta-2 adrenoceptor agonists (e.g., salmeterol, formoterol).

Drugs that Cause Electrolyte Abnormalities: The use of Ondansetron Injection, USP with drugs that can disrupt electrolyte levels should be avoided. Such drugs include, but are not limited to, the following:

- loop, thiazide, and related diuretics;
- laxatives and enemas;
- amphotericin B;
- high dose corticosteroids.

The above lists of potentially interacting drugs are not comprehensive. Current information sources should be consulted for newly approved drugs that prolong the QTc interval or cause electrolyte disturbances, as well as for older drugs for which these effects have recently been established.

Tramadol: Data from small studies indicate that ondansetron may reduce the analgesic effect of

tramadol.

Apomorphine: Based on reports of profound hypotension and loss of consciousness when ondansetron was administered with apomorphine hydrochloride, concomitant use with apomorphine is contraindicated (see **CONTRAINDICATIONS**).

Serotonergic Drugs : As with other serotonergic agents, serotonin syndrome, a potentially life-threatening condition, may occur with 5-HT₃ receptor antagonist antiemetic treatment when given in combination with other agents that may affect the serotonergic neurotransmitter system [including triptans, SSRIs, SNRIs, lithium, sibutramine, fentanyl and its analogues, dextromethorphan, tramadol, tapentadol, meperidine, methadone, and pertazocine or St. John's Wort (*Hypericum perforatum*)], and with drugs which impair metabolism of serotonin (such as MAOIs, including linezolid (an antibiotic which is a reversible non-selective MAOI), and methylene blue; See **WARNINGS AND PRECAUTIONS**, Neurologic).

DOSAGE AND ADMINISTRATION

Dosing Considerations

Ondansetron Injection, USP has a dose dependent QTc prolongation effect. For IV administration, the effect is expected to be greater with a faster rate of infusion. Using the minimum effective dose and a slow rate of infusion should always be favored.

Recommended Dose and Dosage Adjustment

Chemotherapy Induced Nausea and Vomiting:

Use in Adults:

Highly Emetogenic Chemotherapy (e.g. regimens containing cisplatin)

Initial Dose for Prevention of Emesis during the First 24 h Following Chemotherapy:

Ondansetron Injection, USP should be given as an initial dose prior to chemotherapy, followed by a dosage regimen tailored to the anticipated severity of emetic response caused by different cancer treatments. The usual dose is Ondansetron Injection, USP 8 mg infused intravenously over 15 minutes given at least 30 minutes prior to chemotherapy. A maximum initial dose of Ondansetron Injection, USP 16 mg IV infused over 15 minutes may be used. A single IV dose greater than 16 mg should not be given due to the dose dependent risk of QTc prolongation. The QTc prolongation effect of Ondansetron Injection, USP is also expected to be greater if the drug is administered rapidly. Do not administer more rapidly than the recommended 15 minute infusion (see **WARNINGS AND PRECAUTIONS**, General, QTc Interval Prolongation; **DRUG INTERACTIONS**, Drug-Drug Interactions, QTc-Prolonging Drugs; **ACTIONS AND CLINICAL PHARMACOLOGY**, Electrocardiography).

IV doses greater than 8 mg and up to a maximum of 16 mg must be diluted in 50 mL to 100 mL of 0.9% Sodium Chloride Injection or 5% Dextrose Injection before administration and infused over not less than 15 minutes. IV doses of 8 mg or less do not need to be diluted and may be administered as an IV injection over 15 minutes.

The efficacy of Ondansetron Injection, USP in highly emetogenic chemotherapy may be enhanced by the addition of a single intravenous dose of dexamethasone sodium phosphate 20 mg administered prior to chemotherapy.

Post-chemotherapy:

Two additional doses of Ondansetron Injection, USP 8 mg IV (15 minute infusions) may be given 4 and 8 hours after the initial dose of Ondansetron Injection, USP.

After the first 24 hours, ondansetron 8 mg may be taken orally every 8 hours¹ for up to 5 days.

Less Emetogenic Chemotherapy (e.g. regimens containing cyclophosphamide, doxorubicin, epirubicin, fluorouracil and carboplatin)

Initial Dose: Ondansetron Injection, USP 8 mg infused intravenously over 15 minutes, given at least 30 minutes prior to chemotherapy; or ondansetron 8 mg orally 1 to 2 hours prior to chemotherapy.

Post-chemotherapy:

Ondansetron 8 mg orally twice daily for up to 5 days.

Use in Children:

Clinical experience of ondansetron hydrochloride for the treatment of Post-Chemotherapy Induced Nausea and Vomiting in children is currently limited, however, ondansetron hydrochloride was effective and well tolerated when given to children 4-12 years of age. Ondansetron Injection, USP should be given intravenously at a dose of 3-5 mg / m² over 15 minutes at least 30 minutes before chemotherapy. After therapy, ondansetron 4 mg should be given orally every 8 hours¹ for up to 5 days. For children 3 years of age and younger, there is insufficient information available to make dosage recommendations, therefore, Ondansetron Injection, USP is not indicated for the treatment of children 3 years of age or younger (see **INDICATIONS AND CLINICAL USE**).

¹ The efficacy of twice daily dosage regimens for the treatment of post-chemotherapy emesis has been established only in adult patients receiving less emetogenic chemotherapy. The appropriateness of twice versus three times daily dosage regimens for other patient groups should be based on an assessment of the needs and responsiveness of the individual patient.

Use in Elderly:**IV Formulation:**

In patients 65 years of age or older, all IV doses should be diluted in 50 mL to 100 mL of 0.9% Sodium Chloride Injection or 5% Dextrose Injection.

In patients 65 to 74 years of age, the initial IV dose of Ondansetron Injection, USP 8 mg or 16 mg, infused over 15 minutes, may be followed by 2 doses of 8 mg infused over 15 minutes and given no less than 4 hours apart. When the initial dose is 16 mg, there is a predicted increase of the risk for a slight QTcF interval prolongation above 10 ms (from baseline) for about 10 min. ECG monitoring may be considered.

In patients 75 years of age or older, the initial IV dose of Ondansetron Injection, USP should not exceed 8 mg infused over 15 minutes. The initial dose of 8 mg may be followed by 2 doses of 8 mg, infused over 15 minutes and given no less than 4 hours apart. For the third dose, there is a predicted increase of the risk for a slight QTcF interval prolongation above 10 ms (from baseline) for about 10 min. ECG monitoring may be considered.

Postoperative Nausea and Vomiting:**Use in Adults:**

For prevention of postoperative nausea and vomiting ondansetron may be administered as a single dose of 16 mg given orally one hour prior to anaesthesia.

Alternatively, a single dose of 4 mg, undiluted may be injected intravenously preferably over 2-5 minutes, and not less than 30 seconds, at induction of anaesthesia.

For the treatment of established postoperative nausea and vomiting, a single dose of 4 mg, undiluted injected intravenously preferably over 2-5 minutes, and not less than 30 seconds, is recommended.

Use in Children:

There is no experience in the use of ondansetron hydrochloride in the prevention and treatment of postoperative nausea and vomiting in children. Ondansetron Injection, USP is not indicated for this use in children (see **INDICATIONS AND CLINICAL USE**).

Use in Elderly:

There is limited experience in the use of ondansetron hydrochloride in the prevention and treatment of postoperative nausea and vomiting in the elderly. Ondansetron Injection, USP is not indicated for this use in the elderly (see **INDICATIONS AND CLINICAL USE**).

Patients with Renal/Hepatic Impairment:**Use in Patients with Impaired Renal Function:**

No alteration of daily dosage, frequency of dosing, or route of administration is required.

Use in Patients with Impaired Hepatic Function:

The clearance of an 8 mg intravenous dose of ondansetron hydrochloride was significantly reduced and the serum half-life significantly prolonged in subjects with severe impairment of hepatic function. In patients with moderate or severe impairment of hepatic function, reductions in dosage are therefore recommended and a total daily dose of 8 mg should not be exceeded. This may be given as a single intravenous or oral dose.

No studies have been conducted to date in patients with jaundice.

Patients with Poor Sparteine/Debrisoquine Metabolism:

The elimination half-life and plasma levels of a single 8 mg intravenous dose of ondansetron did not differ between subjects classified as poor and extensive metabolisers of sparteine and debrisoquine. No alteration of daily dosage or frequency of dosing is recommended for patients known to be poor metabolisers of sparteine and debrisoquine.

Administration**Administration of Intravenous Infusion Solutions****Compatibility with Intravenous Solutions:**

Ondansetron Injection, USP should only be mixed with the infusion solutions recommended below:

For single use formulation (2 mg / mL; 2 mL vial and 4 mL fill in 6 mL vial):

0.9% w/v Sodium Chloride Injection;

5% w/v Dextrose Injection;

10% w/v Mannitol Injection;

Ringers Injection;

0.3% w/v Potassium Chloride and 0.9% w/v Sodium Chloride Injection;

0.3% w/v Potassium Chloride and 5% w/v Dextrose Injection.

Compatibility with Other Drugs:

Ondansetron Injection, USP should not be administered in the same syringe or infusion with any other medication.

The following drugs may be administered via the Y-site of the administration set, for ondansetron concentrations of 16 to 160 mcg / mL. If the concentrations of cytotoxic drugs required are higher than indicated below, they should be administered through a separate intravenous line.

Cisplatin: concentrations up to 0.48 mg / mL administered over 1 to 8 hours.

Dexamethasone: In a clinical study (Cunningham et al, 1989) ondansetron (standard dosing regimen) was given to patients receiving cisplatin or non-cisplatin chemotherapy. Eight patients who continued to experience nausea and vomiting were given dexamethasone in addition to ondansetron. In every case there was an improvement in the control of emesis and all patients preferred the combination of ondansetron and dexamethasone.

5-Fluorouracil: concentrations up to 0.8 mg / mL, administered at rates of at least 20 mL / hour. Higher concentrations of 5-fluorouracil may cause precipitation of ondansetron. The 5-fluorouracil infusion may contain up to 0.045% w/v magnesium chloride.

Carboplatin: concentrations of 0.18 mg / mL - 9.9 mg / mL, administered over 10 – 60 minutes.

Ceftazidime: bolus IV doses, over approximately 5 minutes, of 250 – 2000 mg reconstituted with Water for Injection BP.

Cyclophosphamide: bolus IV doses over approximately 5 minutes, of 100 – 1000 mg, reconstituted with Water for Injection BP 5 mL per 100 mg cyclophosphamide.

Doxorubicin and Epirubicin: bolus IV doses, over approximately 5 minutes, of 10-100 mg as a 2 mg/mL solution. Lyophilized powder presentations can be reconstituted with 0.9% Sodium Chloride Injection USP.

Etoposide: concentrations of 0.144 mg / mL - 0.25 mg / mL, administered over 30 – 60 minutes.

OVERDOSAGE

For management of a suspected drug overdose contact your regional Poison Control Centre immediately.

At present there is little information concerning overdosage with ondansetron. Individual doses of 84 mg and 145 mg and total daily doses as large as 252 mg have been administered with only mild side effects. There is no specific antidote for ondansetron, therefore, in cases of suspected overdosage, symptomatic and supportive therapy should be given as appropriate.

The use of Ipecac to treat overdosage with ondansetron is not recommended as patients are unlikely to respond due to the antiemetic action of ondansetron itself.

“Sudden blindness” (amaurosis) of 2 to 3 minutes duration plus severe constipation occurred in one patient that was administered 72 mg of ondansetron intravenously as a single dose. Hypotension (and faintness) occurred in another patient that took 48 mg of oral ondansetron. Following infusion of 32 mg over only a 4-minute period, a vasovagal episode with transient second degree heart block was observed. Neuromuscular abnormalities, autonomic instability, somnolence, and a brief generalized tonic-clonic seizure (which resolved after a dose of benzodiazepine) were observed in a 12-month-old infant who ingested seven or eight 8-mg ondansetron tablets (approximately forty times the recommended 0.1-0.15 mg / kg dose for a pediatric patient). In all instances, the events resolved completely.

Ondansetron prolongs QT interval in a dose-dependent fashion (see **ACTION AND CLINICAL PHARMACOLOGY**, Pharmacodynamics). ECG monitoring is recommended in cases of overdose.

Cases consistent with serotonin syndrome have been reported in young children following oral overdose.

ACTION AND CLINICAL PHARMACOLOGY

Mechanism of Action

Ondansetron hydrochloride is a selective antagonist of the serotonin receptor subtype, 5-HT₃. Its precise mode of action in the control of chemotherapy induced nausea and vomiting is not known.

Cytotoxic chemotherapy and radiotherapy are associated with the release of serotonin (5-HT) from enterochromaffin cells of the small intestine, presumably initiating a vomiting reflex through stimulation of 5-HT₃ receptors located on vagal afferents. Ondansetron may block the

initiation of this reflex. Activation of vagal afferents may also cause a central release of serotonin from the chemoreceptor trigger zone of the area postrema, located on the floor of the fourth ventricle. Thus, the antiemetic effect of ondansetron is probably due to the selective antagonism of 5-HT₃ receptors on neurons located in either the peripheral or central nervous systems, or both.

The mechanisms of ondansetron's antiemetic action in postoperative nausea and vomiting are not known.

Pharmacodynamics

In vitro metabolism studies have shown that ondansetron is a substrate for human hepatic cytochrome P₄₅₀ enzymes, including CYP1A2, CYP2D6 and CYP3A4. In terms of overall ondansetron turnover, CYP3A4 played the predominant role. Because of the multiplicity of metabolic enzymes capable of metabolising ondansetron, it is likely that inhibition or loss of one enzyme (e.g. CYP2D6 enzyme deficiency) will be compensated by others and may result in little change in overall rates of ondansetron clearance.

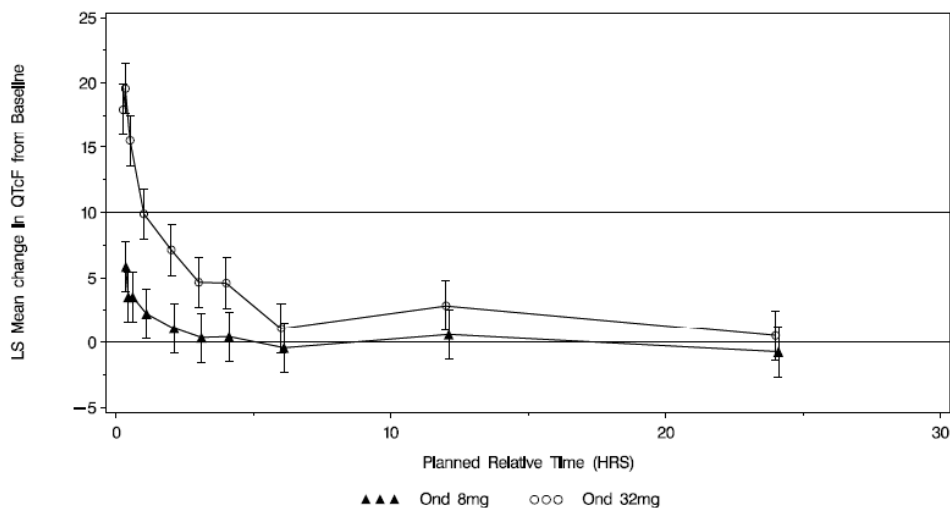
Electrocardiography

The effect of ondansetron on the QTc interval was evaluated in a double blind, randomized, placebo and positive (moxifloxacin) controlled, crossover study in 58 healthy adult men and women. Ondansetron was tested at single doses of 8 mg and 32 mg infused intravenously over 15 minutes. At the highest tested dose of 32 mg, prolongation of the Fridericia-corrected QTc interval ($QT/RR^{0.33}=QTcF$) was observed from 15 min to 4 h after the start of the 15 min infusion, with a maximum mean (upper limit of 90% CI) difference in QTcF from placebo after baseline-correction of 19.6 (21.5) msec at 20 min.

At the lower tested dose of 8 mg, QTc prolongation was observed from 15 min to 1 h after the start of the 15 minute infusion, with a maximum mean (upper limit of 90% CI) difference in QTcF from placebo after baseline-correction of 5.8 (7.8) msec at 15 min. The magnitude of QTc prolongation with ondansetron is expected to be greater if the infusion rate is faster than 15 minutes. The 32 mg intravenous dose of ondansetron must not be administered.

No treatment-related effects on the QRS duration or the PR interval were observed at either the 8 or 32 mg dose.

LS Mean Difference (90% CI) in QTcF Interval Between Treatment and Placebo Over Time



An ECG assessment study has not been performed for orally administered ondansetron. On the basis of pharmacokinetic-pharmacodynamic modelling, an 8 mg oral dose of ondansetron is predicted to cause a mean QTcF increase of 0.7 ms (90% CI – 2.1, 3.3) at steady-state, assuming a mean maximal plasma concentration of 24.7 ng / mL (95% CI 21.1, 29).

The magnitude of QTc prolongation at the recommended 5 mg / m² dose in pediatrics has not been studied, but pharmacokinetic-pharmacodynamic modelling predicts a mean increase of 6.6 ms (90% CI 2.8, 10.7) at maximal plasma concentrations.

Pharmacokinetics

Pharmacokinetic studies in human volunteers showed peak plasma levels of 20-30 ng / mL at around 1½ hours after an 8 mg oral dose of ondansetron. An 8 mg infusion of ondansetron resulted in peak plasma levels of 80-100 ng / mL. Repeat dosing of an 8 mg tablet every 8 hours for 6 days increased the peak plasma value to 40 ng / mL. A continuous intravenous infusion of 1 mg / hour after the initial 8 mg loading dose of ondansetron maintained plasma levels over 30 ng / mL during the following 24 hour period.

The absolute bioavailability of ondansetron in humans was approximately 60% and the plasma protein binding was approximately 73%.

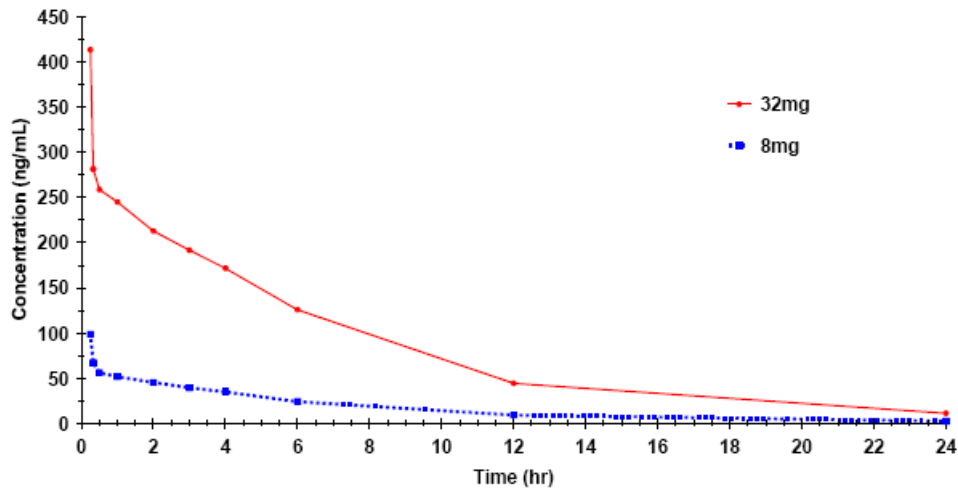
Following oral or IV administration, ondansetron is extensively metabolised and excreted in the urine and faeces. In humans, less than 10% of the dose is excreted unchanged in the urine. The major urinary metabolites are glucuronide conjugates (45%), sulphate conjugates (20%) and hydroxylation products (10%).

The half-life of ondansetron after either an 8 mg oral dose or intravenous dose was approximately 3-4 hours and may be extended to 6-8 hours in the elderly.

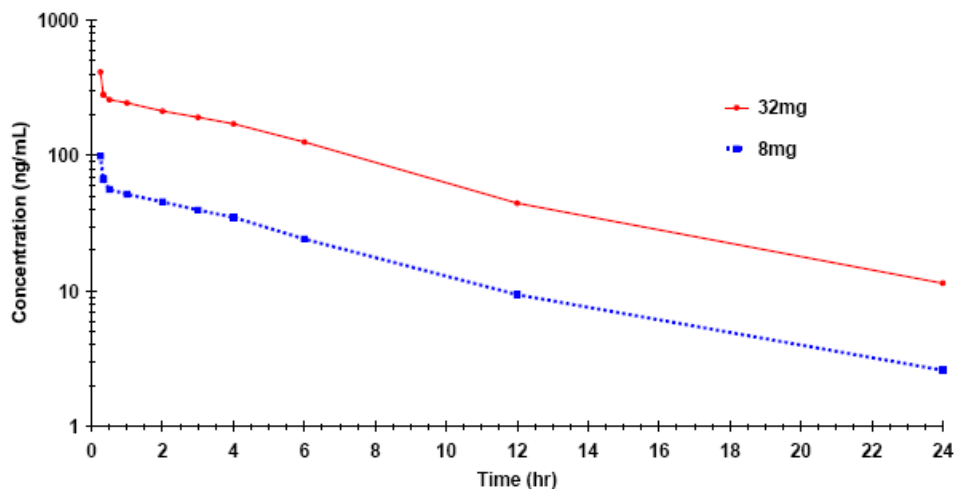
Mean plasma concentration-time curves for ondansetron following 8 mg and 32 mg dose are shown below:

Mean Plasma Concentration-Time Curve for Ondansetron 8 mg and 32 mg IV doses

Linear Scale



Semi-logarithmic Scale



In a pharmacokinetic study of 16 epileptic patients maintained chronically on carbamazepine or phenytoin, reduction in AUC, C_{max} and $T_{1/2}$ of ondansetron was observed. This resulted in a significant increase in clearance. However, on the basis of the inter-subject variability in the available data, no dosage adjustment can be recommended (see **DRUG INTERACTIONS – Drug-Drug Interactions**).

Early Phase I studies in healthy elderly volunteers showed a slight age-related decrease in clearance, and an increase in half-life of ondansetron. However, wide inter-subject variability resulted in considerable overlap in pharmacokinetic parameters between young (< 65 years of age) and elderly subjects (≥ 65 years of age) and there were no overall differences in safety or efficacy observed between young and elderly cancer patients enrolled in CINV clinical trials. (See **DOSAGE AND ADMINISTRATION**, Use in Elderly).

Based on more recent ondansetron plasma concentrations and exposure-response modeling, a greater effect on QTcF is predicted in patients ≥ 75 years of age compared to young adults. Specific dosing information is provided for patients over 65 years of age and over 75 years of age for intravenous dosing. (See **DOSAGE AND ADMINISTRATION**, Use in Elderly).

STORAGE AND STABILITY

Ondansetron Injection, USP (Vials)

Store between 15°C and 30°C. Protect from light and freezing.

For the 2 mL single use vial and the 4 mL fill in 6 mL single use vial, discard unused portion.

Stability and Storage of Diluted Solutions

Compatibility studies have been undertaken in polyvinyl chloride infusion bags, polyvinyl chloride administration sets and polypropylene syringes. Dilutions of ondansetron in sodium chloride 0.9% w/v or in dextrose 5% w/v have been demonstrated to be stable in polypropylene syringes. It is considered that Ondansetron Injection, USP diluted with other compatible infusion fluids would be stable in polypropylene syringes.

Intravenous solutions should be prepared at the time of infusion. Ondansetron Injection, USP when diluted with the recommended intravenous solutions, should be used within 24 hours if stored at room temperature (15°C to 30°C) or used within 72 hours if stored in a refrigerator (2°C to 8°C), due to possible microbial contamination during preparation.

As with all parenteral drug products, intravenous admixtures should be inspected visually for clarity, particulate matter, precipitate, discoloration and leakage prior to administration, whenever solution and container permit. Solutions showing haziness, particulate matter, precipitate, or discoloration or leakage should not be used.

DOSAGE FORMS, COMPOSITION AND PACKAGING

Ondansetron Injection, USP (Vials)

Ondansetron Injection, USP (as hydrochloride dihydrate), 2 mg / mL, preservative free formulation, is available in 2 mL single use vials, boxes of 10 and as 4 mL fill in 6 mL single use

vials, boxes of 10. Discard unused portion.

Each mL of Ondansetron Injection, USP, 2 mg / mL, preservative free formulation, contains ondansetron (as ondansetron hydrochloride dihydrate) 2 mg, sodium chloride 9 mg, citric acid monohydrate 0.5 mg, sodium citrate 0.25 mg, and water for injection.

SPECIAL HANDLING INSTRUCTIONS

Not applicable.

PART II: SCIENTIFIC INFORMATION

PHARMACEUTICAL INFORMATION

Drug Substance

Proper name: Ondansetron Hydrochloride dihydrate

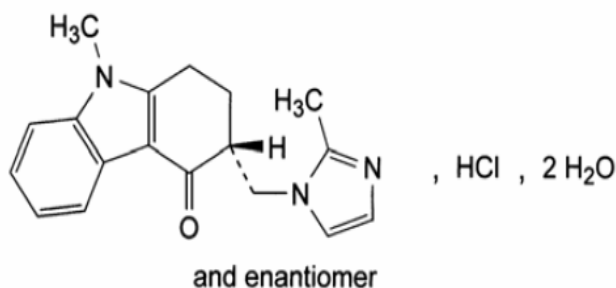
Chemical name: 4H-Carbazol-4-one, 1,2,3,9-tetrahydro- 9-methyl-3-(2-methyl-1H-imidazol-1-yl) methyl-, monohydrochloride, (±)-, dihydrate

(±)-2,3-Dihydro-9-methyl-3-(2-methylimidazol-1-yl) methylcarbazol-4(1H)-one monohydrochloride dihydrate

Molecular formula $C_{18}H_{19}N_3O \cdot HCl \cdot 2H_2O$

Molecular mass: 365.85 g / mol

Structural formula:



Physicochemical properties:

Physical description: White to off white powder.

Physical form: crystalline

Solubilities: Sparingly soluble in water and in alcohol, soluble in methanol, slightly soluble in methylene chloride. The melting point of ondansetron hydrochloride is 178.5 to 179.5° C.

pKa value: 7.4

CLINICAL TRIALS

Study results

Clinical trial results showing the number and percentage of patients exhibiting a complete response to ondansetron (0 emetic episodes) are shown in the tables below for both postoperative and chemotherapy induced emesis.

Prevention of Chemotherapy Induced Emesis – Response Over 24 Hours					
Dose	Ondansetron * 3 doses of 0.15 mg / kg	Placebo* 3 doses of placebo	Ondansetron 8 mg IV + 1 mg / hr, 24 hours	Ondansetron 8 mg IV	Ondansetron 32 mg IV
#of patients	14	14	168	152	173
Treatment Response					
0 emetic episodes	2 (14%)	0 (0%)	92 (55%)	82 (54%)	97 (56%)
1-2 emetic episodes	8 (57%)	0 (0%)	-	-	-

*Results are from an initial study using a different dosing regimen.

Prevention of Postoperative Emesis – Response Over 24 Hours*						
Dose	Oral Prevention			Intravenous Prevention		
	Ondansetron 16 mg od	Placebo	p Value	Ondansetron 4 mg IV	Placebo	p Value
# of patients	253	250		136	139	
Treatment Response						
0 emetic episodes	126 (50%)	79 (32%)	<0.001	103 (76%)	62 (46%)	< 0.001

*The majority of patients included in the prevention and treatment of postoperative nausea and vomiting studies using ondansetron have been adult women receiving balanced anaesthesia for gynaecological surgery.

Treatment of Postoperative Emesis – Response Over 24 Hours*			
	Intravenous Treatment		
Dose	Ondansetron 4 mg IV	Placebo	p Value
# of patients	104	117	
Treatment Response			
0 emetic episodes	49 (47%)	19 (16%)	<0.001

*The majority of patients included in the prevention and treatment of postoperative nausea and vomiting studies using ondansetron have been adult women receiving balanced anaesthesia for gynaecological surgery.

DETAILED PHARMACOLOGY

Animal Pharmacology

Pharmacodynamics:

The ferret provides an excellent model for demonstrating the antiemetic action of drugs. Emesis can be induced by antineoplastic drugs or whole body irradiation. Behavioural changes associated with these treatments are noted in these animals and may also provide a parallel for the human experience of nausea.

The antiemetic action of ondansetron has been evaluated in both male and female ferrets given cisplatin (9-10 mg / kg), cyclophosphamide (200 mg / kg) or irradiation (2 and 8 Gy, 250 kV). Intravenous doses of ondansetron (0.1-1 mg / kg) abolished cisplatin-induced emesis for up to 2 hours. In cyclophosphamide-induced emesis, subcutaneous doses of 0.5 mg / kg ondansetron completely eliminated vomiting, significantly reduced retching and delayed the onset of these responses.

The radiation-induced emesis, 0.5 mg / kg ondansetron alone completely and rapidly eliminated retching and vomiting.

The antiemetic effects of ondansetron (0.1 mg / kg) in combination with dexamethasone (2-5 mg / kg) were potentiated in ferrets with cyclophosphamide-induced emesis, compared with ondansetron alone. Ondansetron with dexamethasone produced a significant reduction in retching (65%) and vomiting (72%).

Serotonin receptors of the 5-HT₃ type are present both peripherally and on vagal nerve terminals. Ondansetron probably acts by preventing activation of these receptors or receptors located in other regions of the central nervous system. Both the peripheral and central nervous systems appear to be involved since both abdominal vagotomy and microinjection of ondansetron and other 5-HT₃ antagonists directly into the area postrema eliminate cisplatin-induced emesis, while

5-HT₁-like (methiothepin maleate) and 5-HT₂ (ketanserin) antagonists have no effect.

Ondansetron is highly selective for 5-HT₃ receptors and shows negligible binding to other receptors such as 5-HT₁-like, 5-HT₂, α 1 and α 2 adrenoceptors, β 1 and β 2 adrenoceptors, D₁ and D₂ muscarinic, nicotinic, GABA_A, H₁ and H₂ receptors.

The pharmacological specificity of ondansetron may explain the observed lack of extrapyramidal side effects often seen following similar therapy with metoclopramide, which preferentially binds to dopamine receptors of the D₂ subtype.

Among its secondary effects, ondansetron has also been shown to cause a dose-dependent increase in the rate of gastric emptying in the guinea pig which is significant at doses of 0.01-0.1 mg / kg. As gastric stasis is frequently associated with nausea, stimulation of gastric motility may be a beneficial action of ondansetron. In the cat, dog and monkey, ondansetron has little effect on heart rate, blood pressure or ECG at intravenous doses up to 3 mg / kg.

A study in cloned human cardiac ion channels has shown ondansetron has the potential to affect cardiac repolarisation via blockade of hERG potassium channels at clinically relevant concentrations. Dose-dependent QT prolongation has been observed in a thorough QT study in human volunteers (see **ACTION AND CLINICAL PHARMACOLOGY** - Pharmacodynamics – Electrocardiography).

Pharmacokinetics: In mice, rats, rabbits and dogs dosed at 1 mg / kg orally and/or intravenously, the plasma half-life of ondansetron was less than 1 hour, but the half-lives of its metabolites were significantly longer. Peak plasma concentrations of ondansetron in rats and dogs ranged from 351 to 419 ng / mL for the IV dose and 8 to 15 ng / mL for the oral dose. Plasma levels were linear over a 30 fold dose range. In repeat dose studies there was no apparent accumulation of ondansetron.

Ondansetron is almost completely absorbed in animals, and is rapidly metabolized by N-demethylation and hydroxylation of the indole ring, followed by conjugation with glucuronic acid and sulphate. There is significant first-pass metabolism after oral doses.

Ondansetron and its metabolites are rapidly and widely distributed in tissues, reaching higher levels than the corresponding plasma levels. In the rat and dog, ondansetron binds reversibly to tissues containing melanin and elastin. In rats and man, plasma protein binding is about 73%, while it is slightly lower in the dog (60%). Ondansetron and its metabolites cross the blood-brain barrier to only a slight extent.

Human Pharmacology

Pharmacodynamics: *In vivo* pharmacodynamic studies have investigated the effects of

ondansetron on gastric emptying, small bowel transit time and oesophageal motility.

Both oral (16 mg tid) and intravenous (5-10 mg) doses of ondansetron failed to produce a significant effect on gastric emptying in both healthy volunteers and in patients suffering from delayed gastric emptying. However, in one study intravenous doses of 8 mg did increase gastric emptying in over half the volunteers tested.

Intravenous infusion of either 1 mg or 5 mg ondansetron tended to increase small bowel transit times and single intravenous doses of 10 mg ondansetron have been reported to decrease sphincter pressure in the lower oesophagus in some subjects.

In psychomotor testing ondansetron does not impair performance nor cause sedation.

MICROBIOLOGY

Not applicable.

TOXICOLOGY

Acute Toxicity

Single doses of ondansetron up to the LD₅₀ in mice and in rats were generally well tolerated. Reactions, including tremor and convulsive behaviour, occurred only at near lethal levels.

Species	LD₅₀ (mg / kg)	
	Oral	IV
Mice	10-30	1-2.5
Rats	100-150	15-20

All deaths resulted from the acute effects of treatment, the observed clinical signs being consistent with the central nervous system effects associated with behavioural depression. These effects were not associated with any apparent histopathological changes in the brain. No target organ toxicity was identified.

Long term Toxicity

Subacute Toxicity Studies:

Species	Route	Dose (mg/kg/day)	Duration of Study	Results
Rats	Oral	160	7 weeks	Well tolerated
	IV	12	5 weeks	Well tolerated
Dogs	Oral	7.5-25	5 weeks	Transient post-dosing clinical reactions associated with behavioural depression (at highest dose levels)
	IV	2-8	5 weeks	

Maximum daily dose levels in rats were found to be higher when doses were gradually increased. Identical doses were rapidly lethal to rats not previously exposed to ondansetron. Post-dosing reactions, in both rats and dogs, included ataxia, exophthalmia, mydriasis, tremor and respiratory changes. Increases in liver enzymes (SGPT and SGOT) were noted at high dose levels. Dogs dosed at 6.75 mg / kg / day intravenously exhibited vein irritancy in the form of constriction and thickening, creating resistance to needle penetration. The changes were noted after seven days treatment but were reversed by decreasing the dose concentration.

Chronic Toxicity

Species	Duration	Max. no-effect Dose (mg / kg / day)	Effects
Rat	18 months	1	Usually transient and restricted to highest dose
Dogs	12 months	12	

Carcinogenicity Studies

Species	Route	Dose (mg / kg / day)	Duration of Study	Results
Mice	Oral	1-40 (max. oral dose 30)	2 years	No treatment related increases in tumour incidence.
Rats	Oral	1-25 (max. oral dose 10)	2 years	Proportion of benign/malignant tumours also remained Consistent with the pathological background of the animals studied.

There was no evidence of a tumourigenic effect of ondansetron in any tissue.

Mutagenicity Studies

No evidence of mutagenicity was observed in microbial mutagen tests using mutant strains of *Salmonella typhimurium*, *Escherichia coli* or *Saccharomyces cerevisiae*, with or without a rat-liver post-mitochondrial metabolizing system.

There was also no evidence of damage to genetic material noted in *in vitro* V-79 mammalian cell mutation studies, *in vitro* chromosome aberration tests using human peripheral lymphocytes, or *in vivo* chromosome aberration assays in mouse bone marrow.

Reproduction and Teratology

Ondansetron was not teratogenic in rats and rabbits at dosages up to the maximum non-convulsive level, (rat: 15 mg / kg / day, rabbit: 30 mg / kg / day; the maternal dose was approximately 6 and 24 times the maximum recommended human oral dose of 24 mg / day, respectively, based on body surface area). No adverse effects on pregnancy or foetal and post-natal development were detected in rats and no foetal abnormalities were observed in rabbits after oral administration of ondansetron.

A slight maternal toxicity was observed at the highest dose level in intravenous organogenesis (4 mg / kg / day) studies in the rabbit. Effects included maternal body weight loss and increased incidence of early foetal death. In a rat fertility study, there was a dose-related decrease in the proportion of surviving pups of the F2 generation; however, the significance of this is unclear.

Administration of ondansetron to pregnant rats and rabbits, indicated there was foetal exposure to low levels of ondansetron and its metabolites. Ondansetron is retained in the foetal eye presumably bound to melanin. In rats, the transfer of ondansetron and its metabolites into breast milk was extensive. The concentration of unchanged ondansetron in breast milk was higher than in corresponding plasma samples.

Daily administration of ondansetron at dosages up to 15 mg / kg / day to pregnant rats (a maternal dose of approximately 6 times the maximum recommended human oral dose of 24 mg / day, based on body surface area) from day 17 of pregnancy to litter day 22 had no effects on pregnancy of the parental generation or on post-natal development and mating of the F1 generation. Foetal development of the F2 generation was comparable to controls; however, the number of implantations and viable foetuses was reduced in the highest dosage group when compared with controls.

REFERENCES

1. Blackwell CP, Harding SM. The clinical pharmacology of ondansetron. *Eur J Cancer Clin Oncol* 1989; 25(Suppl. 1):S21-S24.
2. Bowman A, Allan SG, Warrington PS, Whelan JM, Smyth JM: Clinical trials and pharmacokinetics of ZOFTRAN[®], a new antiemetic effective against platinum-induced vomiting. *Proceedings of the European Conference of Clinical Oncologists* 1987; 1063.
3. Butler A, Hill JM, Ireland SJ, Jordan CC, Tyers MB: Pharmacological properties of ZOFTRAN[®], a novel antagonist of 5-HT₃ receptors. *Br J Pharmacol* 1988; 94:397- 412.
4. Costall B, Naylor RJ, Tyers MB: Recent advances in the neuropharmacology of 5- HT₃ agonists and antagonists. *Reviews in Neurosciences* 1988; 2:41-65.
5. Craig JB, Powell BL: Review: The management of nausea and vomiting in clinical oncology. *Am J Med Sci* 1987; 293:34-44.
6. Cunningham D, Hawthorn J, Pople A, Gazet J-C, Ford HT, Challoner T, Coombes RC: Prevention of emesis in patients receiving cytotoxic drugs by ZOFTRAN[®], a selective 5-HT₃ receptor antagonist. *Lancet* 1987; i: 1461-1463.
7. Cunningham D, Turner A, Hawthorn J, Rosin RD. Ondansetron with and without dexamethasone to treat chemotherapy-induced emesis. *Lancet* 1989; i:1323.
8. Green JA, Watkin SW, Hammond P, Griggs J, Challoner T: The efficacy and safety of ZOFTRAN[®] in the prophylaxis of ifosfamide-induced nausea and vomiting. *Cancer Chemother Pharmacol* 1989; 24:137-139.
9. Hawthorn J, Cunningham D. Dexamethasone can potentiate the anti-emetic action of a 5HT₃ receptor antagonist on cyclophosphamide induced vomiting in the ferret. *Br J Cancer* 1990; 61(1):56-60.
10. Higgins GA, Kilpatrick GT, Bunce KT, Jones BJ, Tyers MB: 5-HT₃ antagonists injected into the area postrema inhibit cisplatin-induced emesis in the ferret. *Br J Pharmacol* 1989; 97:247-255.
11. Kris MG, Gralla RJ, Clark RA, Tyson LB: Dose-ranging evaluation of serotonin antagonist GR- 507/75 (ZOFTRAN[®]) when used as an anti-emetic in patients receiving anti-cancer chemotherapy. *J Clin Oncol* 1988; 6:659-662.
12. Kris MG, Gralla RJ, Clark RA, Tyson LB. Phase II trials of the serotonin antagonist GR38032F for the control of vomiting caused by cisplatin *J Natl Cancer Inst* 1989; 81(1):42-46.
13. Marty M, Droz JP, Pouillart P, Paule B, Brion N, Bons J: ZOFTRAN[®], a 5-HT₃ receptor antagonist, in the prophylaxis of acute cisplatin-induced nausea and vomiting. *Cancer*

- Chemother Pharmacol 1989; 23:389-391.
14. Priestman T, Challoner T, Butcher M, Priestman S: Control of radiation-induced emesis with ZOFRAN[®]. Proc Am Soc Clin Oncol 1988; 7:1089.
 15. Priestman TJ. Clinical studies with ondansetron in the control of radiation-induced emesis. Eur J Cancer Clin Oncol 1989; 25(Suppl):S29-S33.
 16. Schmoll HJ. The role of ondansetron in the treatment of emesis induced by non-cisplatin- containing chemotherapy regimens. Eur J Cancer Clin Oncol 1989; 25(Suppl. 1):S35-S39.
 17. Smith DB, Newlands ES, Spruyt OW, Begent RHJ, Rustin GJS, Mellor B, Bagshawe KD. Ondansetron plus dexamethasone: Effective anti-emetic prophylaxis for patients receiving cytotoxic chemotherapy. Br J Cancer 1990; 61(2):323-324.
 18. Stables R, Andrews PLR, Bailey HE, Costall B, Gunning SJ, Hawthorn J, Naylor RJ, Tyers MB: Antiemetic properties of the 5HT₃ antagonist ZOFRAN[®]. Cancer Treatment Rev. 1987; 14:333- 336.
 19. Tyers MB, Bunce KT, Humphrey PPA. Pharmacological and anti-emetic properties of ondansetron. Eur J Cancer Clin Oncol 1989; 25(Suppl. 1):S15-S19.
 20. Van Liessum P, de Mulder P, Kaasa S, Lane-Allman E, Seynaeve C, Verwij J: ZOFRAN[®] in the prophylaxis of nausea and vomiting induced by cisplatin. Proc European Soc Clin Oncol 1988; 13:267.
 21. Novartis Pharmaceuticals Canada Inc., Product Monograph: PrZofran[®] (Tablets, Oral Solution and Injection) and PrZofran[®] ODT (Oral Disintegrating Tablets), Control No.: 221541, Date of Revision: January 8, 2019.

PART III: CONSUMER INFORMATION**^rOndansetron Injection, USP**

ondansetron (as ondansetron hydrochloride dihydrate)
2 mg / mL

This leaflet is part III of a three-part "Product Monograph" published when Ondansetron Injection, USP (ondansetron hydrochloride dihydrate) was approved for sale in Canada and is designed specifically for Consumers. This leaflet is a summary and will not tell you everything about Ondansetron Injection, USP. Contact your doctor or pharmacist if you have any questions about the drug.

ABOUT THIS MEDICATION**What the medication is used for:**

The name of your medicine is Ondansetron Injection, USP (ondansetron hydrochloride dihydrate). This medicine is one of a group called antiemetics.

Ondansetron Injection, USP is used for:

- the prevention of nausea (feeling of sickness) and vomiting during treatment for cancer (chemotherapy)
- the prevention and treatment of nausea and vomiting after surgery

What it does:

Treatments such as general anaesthesia and cancer chemotherapy are thought to cause the release of a natural substance (serotonin), which can cause you to feel sick and to vomit. Ondansetron Injection, USP helps to stop this from happening, thus preventing you from vomiting or feeling sick.

When it should not be used:

Do not take Ondansetron Injection, USP if:

- you have a history of hypersensitivity (an allergic reaction) to any ingredient in Ondansetron Injection, USP.
- if you are taking apomorphine (used to treat Parkinson's disease).

What the medicinal ingredient is:

Ondansetron Injection, USP contains ondansetron (as ondansetron hydrochloride dihydrate) as the medicinal ingredient.

What the nonmedicinal ingredients are:

Ondansetron Injection, USP may contain the following nonmedicinal ingredients: sodium chloride, citric acid monohydrate, sodium citrate, and water for injection.

What dosage forms it comes in:

Ondansetron Injection, USP is available in 2 mL single use vials and 4 mL fill in 6 mL single use vials as ondansetron 2 mg / mL (as ondansetron hydrochloride dihydrate) for intravenous use.

WARNINGS AND PRECAUTIONS

Ondansetron Injection, USP is not recommended for use during pregnancy.

Breastfeeding is not recommended during treatment with Ondansetron Injection, USP. The ingredients can pass into your breast milk and may affect your baby.

Ondansetron Injection, USP may harm your unborn baby. If you are a woman of childbearing age, your doctor or healthcare provider will check if you are pregnant and perform a pregnancy test if necessary before starting treatment with Ondansetron Injection, USP. You should use effective birth control during treatment with Ondansetron Injection, USP. Ask your doctor about options of effective birth control.

BEFORE you use Ondansetron Injection, USP talk to your doctor or pharmacist if:

- you have a history of hypersensitivity (an allergic reaction) to any ingredient in Ondansetron Injection, USP.
- you have had an allergic reaction to medicines similar to Ondansetron Injection, USP such as medicines containing *granisetron* or *palonosetron*.
- you are pregnant or likely to become pregnant.
- you are breast feeding.
- you have liver problems.
- you have signs of intestinal obstruction.
- you have history of heart problems.
- you have QT/QTc prolongation or a family history of QT/QTc prolongation
- you have low blood levels of potassium, magnesium, or calcium

If you experience wheezing and tightness of the chest, heart throbbing, swelling of eyelids, face or lips, or develop a skin rash, skin lumps or hives, **tell your doctor immediately.**

When given intravenously, Ondansetron Injection, USP has an effect on the electrical activity of the heart known as QT/QTc prolongation. This effect can be measured as a change in the electrocardiogram (ECG). In very rare cases, drugs with this effect on the ECG can lead to disturbances in heart rhythm (arrhythmias/dysrhythmias) that could

IMPORTANT: PLEASE READ

result in dizziness, palpitations (sensation of rapid, pounding, or irregular heart beat), fainting or death. These heart rhythm disturbances are more likely in patients with risk factors, such as heart disease, or in the presence of certain interacting drugs. In general, females and people more than 65 years in age are at higher risk. It is important to follow the instructions of your doctor with regard to dosing or any special tests. If you experience any symptoms of a possible heart rhythm disturbance, such as dizziness, palpitations (sensation of rapid, pounding, or irregular heart beat), or fainting, you should seek immediate medical attention.

Serotonin Syndrome is a rare but potentially life-threatening reaction that may occur if you take Ondansetron Injection, USP with certain other medications. It may cause serious changes in how your brain, muscles and digestive system work. Be sure to tell your healthcare professional all the medicines you are taking.

INTERACTIONS WITH THIS MEDICATION

As with most medicines, interactions with other drugs are possible. To avoid potentially life-threatening reactions tell your healthcare professional about **ALL** the medications you take, including those prescribed by other doctors, vitamins, minerals, natural supplements or alternative medicines. It is important that your doctor know about all your medication so that you get the best possible treatment. Tell your doctor if you are taking carbamazepine, phenytoin, or rifampicin. If you are taking any medicines containing tramadol, Ondansetron Injection, USP may decrease its effectiveness.

Also, make sure you tell your doctor or pharmacist if you are taking:

- Drugs used to treat heart rhythm disorders
- Other drugs that may disturb heart rhythm
- Antipsychotics
- Antidepressants
- Antibiotics or antifungals
- Opioid analgesics (painkillers)
- Other drugs to treat nausea and vomiting
- Asthma drugs
- Cancer drugs
- Diuretics
- Other drugs that affect serotonin including SSRI*s, SNRI**s, triptans, MAOI*s*** (including the antibiotic linezolid and methylene blue), drugs that contain tryptophan, or St. John's Wort.

*SSRI (Selective Serotonin-Reuptake Inhibitors) – used to treat depression or anxiety, e.g. escitalopram, citalopram, fluoxetine, paroxetine, sertraline.

**SNRI (Serotonin Noradrenalin Reuptake Inhibitors) – used to treat depression or anxiety, e.g. duloxetine, venlafaxine, desvenlafaxine.

***MAOIs (Monoamine Oxidase Inhibitors) – used to treat depression, Parkinson's disease, e.g., phenelzine, rasagiline, selegiline.

PROPER USE OF THIS MEDICATION

Ondansetron Injection, USP is not self-administered by individual. It should be administered under the supervision of a health professional.

Usual dose:

Chemotherapy Induced Nausea and Vomiting

You will receive Ondansetron Injection, USP by intravenous infusion. Based on how likely you are to experience nausea and/or vomiting, caused by your cancer treatment, your doctor will determine the appropriate dose regimen for you.

Adult: The single IV dose of Ondansetron Injection, USP is between 8 and 16 mg before your chemotherapy.

Children (4 to 12 years): The dose is 3 to 5 mg / m² just before chemotherapy.

Postoperative Nausea and Vomiting

Adults: For prevention of postoperative nausea and vomiting, the dose is 4 mg at the time of surgery. For treating postoperative nausea and vomiting, the dose is 4 mg after surgery. If you have a liver problem, your dose may be altered.

SIDE EFFECTS AND WHAT TO DO ABOUT THEM

You may experience headaches, a feeling of warmth, flushing or constipation, while taking Ondansetron Injection, USP. You may also experience pain, redness and burning sensation at the injection site.

Although uncommon, low blood pressure and hiccups have also been reported.

If your nausea (feeling of sickness) or vomiting do not improve while taking Ondansetron Injection, USP, consult your doctor for further advice.

If you feel unwell or have any symptoms that you do not understand, tell your doctor immediately.

SERIOUS SIDE EFFECTS, HOW OFTEN THEY HAPPEN AND WHAT TO DO ABOUT THEM

Frequency	Side Effect/Symptom	Talk with your Doctor Immediately
Uncommon	Heart problems such as fast/slow heart beat, chest pain	X
	Seizures	X
	Upward rolling of the eyes, abnormal muscular stiffness/body movements/shaking	X
Rare	Eye problems such as blurred vision	X
	Immediate allergic reaction and symptoms such as swelling of the mouth, throat, difficulty in breathing, rash, hives, increased heart rate	X
	Disturbance in heart rhythm (dizziness, palpitations, fainting)	X
	Serotonin Syndrome: Symptoms of Serotonin Syndrome have been observed while taking ondansetron hydrochloride with certain other medications. Symptoms include: • agitation, confusion, restlessness, hallucinations, mood changes, unconsciousness, coma. • fast heartbeat, changes in blood pressure • Muscle shakes, jerks, twitches or stiffness, overactive reflexes, loss of coordination • nausea, vomiting, diarrhea, fever, sweating, shivering.	X
Very Rare	Eye problems such as temporary blindness	X
	Signs of serious skin reactions (skin rash, redness of the skin, blistering of the lips, eyes or mouth, and skin peeling.)	X

This is not a complete list of side effects. For any unexpected effects while taking Ondansetron Injection, USP, contact your doctor.

Reporting Side Effects

You can report any suspected side effects associated with the use of health products to Health Canada by:

- Visiting the Web page on Adverse Reaction Reporting (<https://www.canada.ca/en/health-canada/services/drugs-health-products/medeffect-canada/adverse-reaction-reporting.html>) for information on how to report online, by mail or by fax; or
- Calling toll-free at 1-866-234-2345.

NOTE: Contact your health professional if you need information about how to manage your side effects. The Canada Vigilance Program does not provide medical advice.

MORE INFORMATION

If you want more information about Ondansetron Injection, USP:

- Talk to your healthcare professional
- Find the full product monograph that is prepared for healthcare professionals and includes this Consumer Information by visiting the Health Canada website (<https://www.canada.ca/en/health-canada.html>); or by contacting the sponsor, Baxter Corporation, at: 1-888-719-9955

This leaflet was prepared by Baxter Corporation, Mississauga, Ontario, L5N 0C2.

Baxter is a registered trademark of Baxter International Inc.

Last revised: May 14, 2020